

American
Family and Friends
2nd Edition
4
Student Book



with
DIGITAL
PACKAGE

OXFORD



Naomi Simmons

Scope and sequence

Starter Back together

Food words Telling the time Alphabetical order
like + verb +ing **can for permission / requests** **Countable and uncountable nouns**
a / an / some **be going to + verb** **Comparative and superlative adjectives** **page 4**

Words **Grammar** **Phonics** **Skills**

1 The food here is great! page 8

The restaurant
Simple present and present progressive
They usually wear blue uniforms.
They're wearing white today.
Time markers: simple present and progressive

Long a and e sounds:
a: train, tray, cake
e: tree, leaves, key

Reading: a magazine article
Listening: Identifying details about family meals
Speaking: talking about eating habits
Writing: recognizing syllables in words, writing about my eating habits (Workbook)

Fluency Time! 1 Talking about vacations Craft: a photo album page 14

2 We had a concert page 16

The concert
Simple past: have and be
All our friends were there.
Simple past: regular verbs
The audience clapped and cheered.
Time markers: simple past

Long i, o and u sounds:
i: light, cry, bike
o: boat, blow, bone
u: room, blue, flute

R: a poem
L: identifying different musical activities
S: asking and answering questions about musical preferences and abilities
W: the double consonant rule, describing a picture (WB)

Social Studies Time! Life in the Arctic Project: a booklet page 22

3 The dinosaur museum page 24

The dinosaur museum
Simple past: irregular verbs with negatives
We didn't go to school.
Simple past: irregular verbs with questions
Did they go to a museum?
What did you see?

f and ph spellings:
f: flamingo, scarf, feet
ph: phone, nephew, alphabet

R: a non-fiction text
L: identifying favorite things on a school trip
S: asking and answering questions about school trips
W: exclamation marks, writing a webpage about my school trip (WB)

Review 1 page 30

4 Whose jacket is this? page 32

Sports time
Possessive pronouns
Whose jacket is it?
It's mine / yours / his / hers / ours / theirs.
Adverbs: +ly and irregular

b and v: **v and w:**
best, vest **vet, wet**
p and b:
pig, big

R: a magazine article
L: identifying children's favorite sports
S: asking questions about favorite sports
W: It's or Its, writing instructions for a sport (WB)

Fluency Time! 2 Eating out Craft: a café menu page 38

5 Go back to the traffic lights page 40

Directions
have to / had to
We have to go back to the traffic lights.
Giving directions
why / because

s endings:
s: bikes, laughs, it's
z: zebras, he's, plays
iz: sandwiches, watches

R: an informative webpage
L: understanding directions
S: giving directions
W: instructions, writing an invitation (WB)

Geography Time! Fossils Project: a fossil page 46

6 The best bed! page 48

Describing words
Comparatives and superlatives: long adjectives
My bed is more comfortable than this one.
Irregular comparatives and superlatives
better than / worse than / the best / the worst

Soft c and g sounds:
c: city, ice, dance, rice
g: cage, page, giraffe, stage

R: a fable
L: identifying chronology in a fable
S: telling a story from pictures
W: identifying irregular plurals, writing a fable (WB)

Review 2 page 54

7 Will it really happen? page 56

In space
The future with will
People will travel in super-fast planes.
Will they go back to Australia?
Time markers: the future

au, aw and or spellings:
au: sauce, caught, August
aw: jagaw, straw, paw
or: horse, sport, morning

R: a website forum
L: identifying children's predictions
S: offering opinions about the future
W: compound words, expanding notes into a text (WB)

Fluency Time! 3 Making phone calls Craft: a telephone page 62

Words **Grammar** **Phonics** **Skills**

8 How much time do we have? page 64

At the airport
Expressing quantity
How much money do you have?
I don't have much money.
some / any

Simple past -ed endings:
walked, waited, showed

R: a letter
L: identifying details about vacations
S: asking and answering questions about your vacation
W: addressing envelopes, writing about my vacation (WB)

Science Time! Robots Project: a robot page 70

9 Something new to watch! page 72

Audio-visual entertainment
Words in context:
What's on TV?

Infinitive of purpose
I turned on the TV to watch sports.
How often ... ?
I watch TV every day / three times a week.

er and or endings:
er: mother, father, September
or: visitor, doctor, actor

R: a TV guide
L: identifying details about children's favorite TV shows
S: talking about favorite TV shows
W: the prefix un, writing a TV guide (WB)

Review 3 page 78

10 I've printed my homework page 80

Computers
Words in context:
sending emails

Present perfect: affirmative
He's put the books on the shelves.
Present perfect: questions, answers, and negatives
Have you seen my new speakers?
Yes, I have. / No, I haven't.

ur and ir spellings:
ur: hurt, Thursday, nurse, curtains
ir: circle, girl, shirt, bird

R: online instructions
L: identifying children's computer use
S: talking about computer use
W: parts of speech, writing about how I use a computer (WB)

Fluency Time! 4 Choosing TV shows Craft: a TV page 86

11 Have you ever been ...? page 88

Places
Words in context:
Everest Expeditions

Present perfect: ever
Have you ever been to space?
Yes, I have. / No, I haven't.
Present perfect: never
We've never fallen in the mountains.

eo and e spellings:
ea: feather, bread, head, heavy
e: spend, tent, present, help

R: an account
L: identifying details about a mountain expedition
S: interviewing an explorer
W: topic sentences, writing a blog entry (WB)

Art Time! Australian Art Project: a dot painting page 94

12 What's the matter? page 96

Illness
Words in context:
How to stay healthy

should / shouldn't
You should drink some water.
You shouldn't eat lots of cupcakes.
could / couldn't
Max couldn't eat his dinner.

le and al endings:
le: candle, castle, table, people
al: sandal, animal, hospital, cereal

R: an information leaflet
L: identifying details about children's healthy lifestyles
S: describing what you do to be healthy
W: connecting sentences using because and so, writing an information leaflet (WB)

Review 4 page 102

13 Can you help me? page 104

Making smoothies
Words in context:
Young Heroes

Object pronouns
me / you / him / her / it / them / us
Relative pronouns
This is the boy who didn't put the lid on.
This is the smoothie that was in the blender.

el and il endings:
el: tunnel, camel, towel, travel
il: lentils, pencil, April, pupil

R: two factual accounts
L: matching people with how they help others
S: asking questions about jobs
W: identifying and using subordinate clauses, writing an interview (WB)

Fluency Time! 5 Describing accidents Craft: a room cube page 110

14 We were fishing page 112

Family
Words in context:
My relatives are coming!

Past progressive
What were you doing?
I was looking at photos.
Dates and I was born ...
My dad was born in 1971. He was born on July 9th 1971.

tion and shion endings:
tion: addition, subtraction, invitation
shion: fashion, cushion

R: a poem
L: identifying favorite memories
S: talking about your memories
W: poem structure and rhyme, completing a poem (WB)

History Time! The Gold Rush Project: a poster page 118

15 Good news, bad news page 120

Jobs
Words in context:
Three Wishes

Simple past and past progressive
When I was working, the phone rang.
Grammar homophones: there / they're / their
There is some good news.

Vocabulary homophones:
see / sea, hear / here, wear / where, write / right

R: a traditional story
L: identifying children's wishes
S: talking about your wishes
W: using speech marks, writing the end of a story (WB)

Review 5 page 126

Starter Back together!

Lesson One


1 Listen and sing. 01

We're all back together

We're all back together with friends from before.
We're ready to work and learn some more.

It's time to show what we can do.
Vacation is over for me and you!


2 Listen and read. 02

1  Welcome to 4th grade.

Teacher Welcome to 4th grade. I'm your new teacher, Miss Wells. I'd like you all to tell me something about yourself. Who's first?

Max My name's Max. I like reading and learning about everything.

Teacher That's great, Max.


2  I have a younger sister. Her name's Holly and she's in 2nd grade. She likes listening to music and playing with her toys.

Max I have a younger sister. Her name's Holly and she's in 2nd grade. She likes listening to music and playing with her toys.

3  And my Australian cousins are here, too. Amy is in this class. Look!

Max And my Australian cousins are here, too. Amy is in this class. Look!

Amy Hello, Miss Wells. I love taking photos and playing sports.

4  Welcome to 4th grade.

Max My other cousin is Leo. He's 12. He really loves skateboarding and we do lots of things together.

Teacher Great. And do you skateboard together?

Max Well, he skateboards and I read books about skateboards!

1 **Speaking** Ask and answer about Max, Amy, Holly, and Leo.

skateboard read play with toys take photos

What does Max like doing?

He likes reading.

2 **Write.** can can't



Oli 1 Can I play some games on the computer, please?

Dad But you 3 _____ listen to your new MP3 player. Or you 4 _____ watch this DVD.

Dad Sorry. No, you 2 _____. I'm working on the computer.



Oli I'd like to watch the DVD. 5 _____ I watch it in here?

Dad No, you 6 _____. I'm working here. You 7 _____ watch it on the DVD player in the living room.

Oli OK, Dad.

3 **Speaking** Choose four foods you would like to buy. Ask and answer.

- noodles bread onions meat
- cheese eggs melon
- cucumber cereal lemon milk
- potato grapes banana

What would you like?

I'd like a / some ..., please.



4 **Now write about what your friend would like.**

Maria would like ...

Lesson Three

1 Speaking Ask and answer.

read a comic book watch TV visit his grandma
play the guitar play volleyball play chess



What's he going to do this weekend?

He's going to ...



What are they going to do?

They're going to ...

2 Write about what you are going to do this weekend.

This weekend, I'm going to ...

3 Complete the words.

mp nt ld lt nd



There is a lamp next to my te__!



Next to the green fie__s is a beach with white sa__.



There is a big pla__ growing in the po__.



I have a new be__.



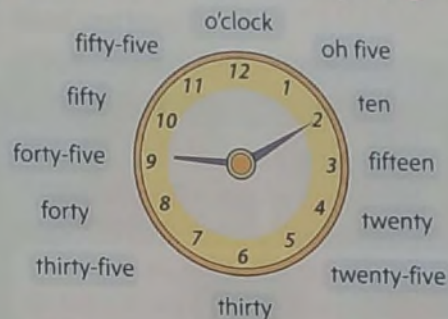
Look at this beautiful qui__.



"Tickets for six chi__ren and two adu__s, please."

Lesson Four

1 Speaking Listen, point, and repeat. 03 Ask and answer.



It's nine ten.



2 Complete the sentences with er or est.

- Max is taller than Holly. But Leo is the _____ cousin. (tall)
- Leo's skateboard is _____ than Amy's skates. But Holly's bike is the _____. (fast)
- Holly is the _____ cousin. But Max is _____ than Leo. (young)



3 Write the words in alphabetical order.

Words in a dictionary are in **alphabetical order**. We look at the **first letter** of a word, but when two words have the same letter, we look at the **second letter**.
a b c d e f g h i j k l m n o p q r s t u v w x y z

- monkey zebra camel camel monkey zebra
- winter summer fall _____
- Mexico Vietnam Brazil _____
- movie café museum _____
- bike taxi bus _____

Lesson One Words

1 Listen, point, and repeat. 04



server



uniform



menu



customer



bottle of water



cup of coffee



glass of milk




bowl of soup



plate of salad

2 Listen and read. 05



- 1 Listen to the story again and repeat. Act.
- 2 Read and learn.

Simple present and present progressive

They usually **wear** blue uniforms.
 They're **wearing** green today.

We usually **have** soup.
 But we're **having** pizza now.

Use the **simple present** for things you do **many times** or **all the time**.
 Use the **present progressive** for things you are doing **at the time of speaking**.



We usually eat at Ken's Café, but today we're trying The Pizza Place. It's great!


3 Read and circle.

- 1 She's drink / drinking / drinks a glass of water now.
- 2 The family are sit / sitting / sits by the door today.
- 3 They usually sit / sitting / sits by the window.
- 4 He never have / having / has soup for dinner.
- 5 She's have / having / has soup now.



4 Write.

has playing having (x2) play shares have



At recess, I usually ¹ play with my friends Beth and Alex. Alex isn't at school today, so I'm ² _____ with Beth. We're ³ _____ fun today. At lunchtime, I always ⁴ _____ a sandwich and an apple. But there weren't any apples, so today I'm ⁵ _____ a banana. Alex usually ⁶ _____ salad and cookies. Sometimes, she ⁷ _____ her cookies with us. She's a nice girl.

1 Read and learn.

Time markers: simple present and present progressive





always	●	●	●	●
usually	●	●	●	○
sometimes	●	●	○	○
rarely	●	○	○	○
never	○	○	○	○

now right now
today at the moment

He **usually** has noodles,
but he's **eating** pizza **now**.

The words above go **before** the verb.
But they go **after** the verb **to be**.

2 **Speaking** Think of a girl. Say and answer.

				
Karen	now		sometimes	
Amy		usually		right now
Kai	today			sometimes
Sarah		always	today	

She usually has a bowl of salad. She's having ...

It's ...

3 Now write sentences about the girls.

4 Listen and sing. 06

At my friend's house

I'm at my friend's house to eat and play.
But the food isn't what I eat each day.
I rarely eat carrots. But I'm eating them right now.
I didn't know I liked them. But I really love them now.
I usually drink water. But I'm drinking juice today.
I didn't know I liked to have fruit this way.
I'm at my friend's house to eat and play.
The food is delicious. What a wonderful day.



1 Listen, point, and repeat. 07

long a

long e



2 Listen and read. 08



3 Read again. Circle the words with long a sounds and underline the words with long e.

4 Circle the word that contains a different vowel sound.

1 train tray tree play

2 cake peas day rain

3 eating seeing playing dreaming

4 leaves key queen same

5 feet tray space Spain

6 three please snake turkey


7 case race sea lake

8 plane week mean sea

Skills Time!

Lesson Five

Reading

- 1 What do you eat for breakfast? 2 Listen and read.  09

What do you like for breakfast?

We asked four children about their favorite breakfast foods.



Hi. I'm Abd Allah from Egypt. I sometimes eat bread with jam or cheese. But usually I eat *fuul* and bread for breakfast. *Fuul* is mashed beans. It's great with olive oil and flat bread. I sometimes have an egg with it, too.



My name's Pete. I'm from the U.S.A. For breakfast, I usually have a bowl of cereal with milk, and then toast with butter. We have lots of different cereals at home, but my favorite is cornflakes. I don't have a very big breakfast because I eat lunch early at school.



Hi, everyone. I'm Huong and I come from Vietnam. For breakfast, I usually have noodle soup. My grandma makes it every morning. Sometimes, I have *xoi*. These are balls of rice with beans. They are wrapped in coconut leaves and are really yummy.



Hi. My name's Mariana and I'm from Mexico. My favorite breakfast is *huevos rancheros*: this is eggs cooked with tomato and chili pepper sauce. Under the eggs is a tortilla, which is a corn pancake. I always eat a big breakfast because we don't have lunch at school.

- 3 Underline these words in the text. Guess their meanings and then check them in the Workbook 4 Dictionary (page 136).


beans olive oil toast noodles coconut chili corn pancake

- 4 Read again and write M (Mexico), U (U.S.A.), V (Vietnam), or E (Egypt).

- | | |
|---|---|
| 1 People have soup for breakfast. <input checked="" type="checkbox"/> | 2 People eat cereal with milk. <input type="checkbox"/> |
| 3 Breakfast here is a pancake with eggs. <input type="checkbox"/> | 4 People eat mashed beans and bread. <input type="checkbox"/> |
| 5 The children have a big breakfast. <input type="checkbox"/> | 6 Some people have rice balls. <input type="checkbox"/> |

Lesson Six

Listening

- 1 Listen and number.  10
2 Listen again and circle the correct word.



dinner / lunch



Saturdays / Sundays



chicken / salad

Speaking

- 3 Ask and answer.

- | | |
|--|--------------------------------|
| 1 What do you usually eat for breakfast? | 2 What is your favorite meal? |
| 3 Do you go to restaurants with your family? | 4 Where do you eat your lunch? |
| 5 What time do you eat dinner? | 6 What's your favorite drink? |
| 7 Who cooks in your family? | 8 What can you cook? |

What do you usually eat for breakfast?

I usually have a bowl of cereal.

Writing preparation

We can break words into small sounds called **syllables**. There are *two* syllables in this word: **sal|lad** 2

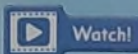
- 4 Clap and count the syllables in these words. Then write.

- | | | | |
|--------------|----------|-----------|-------|
| 1 dinner | <u>2</u> | 2 sit | _____ |
| 3 server | _____ | 4 coconut | _____ |
| 5 avocado | _____ | 6 corn | _____ |
| 7 restaurant | _____ | 8 tomato | _____ |

Complete the writing tasks on pages 12–13 of the Workbook.

pages 12–13

Fluency Time! ①



Everyday English

1 Watch and listen. Read and say. 11



Sara: Hi, where did you go on vacation?
Anna: I went to Mexico with my mom and dad.
Sara: Wow! Lucky you! What was it like?
Anna: It was great! I had a great time.



Sara: What was the best part?
Anna: We went sightseeing and shopping. We bought lots of souvenirs. Here!
Sara: Cool! Thanks, Anna!

2 Watch and listen. Circle the correct words. 12

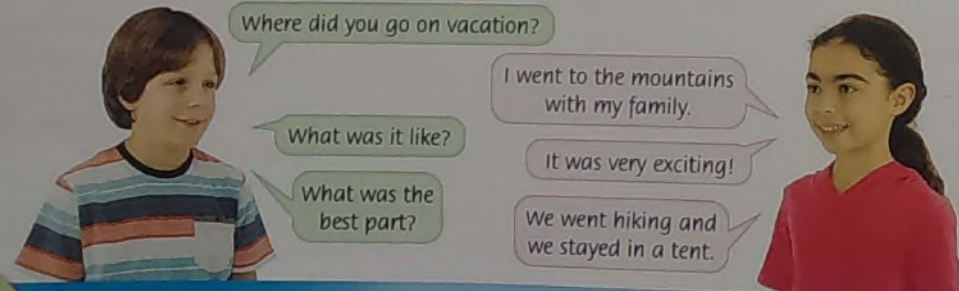
- 1 Sam went with his family to the city / the mountains / the beach on vacation.
- 2 He went with his family / his friends / his school.
- 3 It was a tiring / exciting / relaxing vacation.
- 4 The best part was fishing / buying souvenirs / kayaking and hiking.

3 **Speaking** Talk with your friend.

beach
mountains
city

great
relaxing
exciting


go hiking / swimming / sightseeing
buy souvenirs / ice cream
stay in a tent / hotel



Craft

1 Watch the story again. Act.

2 Make a photo album.



Cut out the photo album page. Write your name on the front of your photo album.



Choose your favorite vacation photos or draw pictures of your vacation. Write about each picture.

3 **Speaking** Ask and answer with your friend.

Where were you in this photo?





2 We had a concert

Lesson One Words

1 Listen, point, and repeat. 13



2 Listen and read. 14



Lesson Two Grammar 1

- 1 Listen to the story again and repeat. Act.
- 2 Read and learn.

Simple past: have and be

We **had** a concert at our house.
All our friends **were** there.
Everyone **was** great.

Simple past: regular verbs

Mom **played** the piano.
The audience **clapped** and **cheered**.

Amy played the violin.

regular verbs - +ed
try - tried
clap - clapped

be - was / were
have - had

3 Read and circle.

Amy and Leo ¹ was / **had** a family concert. The concert ² were / **was** at home in Australia. The children and their parents ³ were / **played** their instruments. Everyone in the audience ⁴ listened to / **was** the music and ⁵ enjoyed / **had** it. It ⁶ was / **were** a really special day.

4 Write.

have enjoy be (x4) play (x2) clap

Yesterday, there ¹ was a concert at school.
Everyone in the audience ² _____ programs about the concert.
Kate and James ³ _____ on stage first.
They ⁴ _____ the recorder.
Tom ⁵ _____ next on stage. He ⁶ _____ his trumpet.
The audience ⁷ _____ at the end. They all ⁸ _____ the concert. It ⁹ _____ fantastic!



1 Read and learn.

Time markers: simple past

We had a concert **last week**. Last night, I played my drums.
My birthday was **yesterday**. Two weeks ago, they had a party.

These words can go at the **beginning** or the **end** of sentences.

2 Look at the calendar and write.

last week four weeks ago yesterday five days ago

Hi, my name is Lucy. Look. This is my calendar.
This month was really busy! ¹ Yesterday, it was my birthday. I was ten. We had a family concert ² _____. I played my recorder. ³ _____ my friend Jane had a party at her house. It was lots of fun. We had dinner at Grandma's house ⁴ _____. We visit her every month.

MAY						
Mon	Tue	Wed	Thu	Fri	Sat	Sun
	1	2	3	4	5 Dinner at Grandma's house	6
7	8	9	10	11	12	13
14	15	16	17	18	19	20
21	22	23	24 Concert	25	26 Jane's party	27
28	29	30 Birthday	31 TODAY			

3 Look at the calendar again. Write sentences about Lucy.

Yesterday was Lucy's birthday. She was 10.

4 Listen and sing.

What a busy week it is!

It was my birthday yesterday,
Yesterday, yesterday.
It was my birthday yesterday.
What a busy week it is!

I went to the movies last night ...

And today my friends are coming to play,
Coming to play, coming to play.
Today my friends are coming to play.
What a busy week it is!



1 Listen, point, and repeat.

long i

light



cry



bike



long o

boat



blow



bone



long u

room



blue



flute



2 Listen and read the poem.

It's a cold, cold night and I'm out in my boat.
The wind is blowing
And I'm wearing a coat.
The sky's dark blue. I can see the moon.
I can see a bright light
From a distant room.
I hear a cry, up in the sky.
What could it be?
It's a bird flying high.




3 Read again. Circle the words with long i in green, the words with long o in blue, and the words with long u in purple.

4 Circle the word that contains a different vowel sound.

- 1 light smile soap cry 2 moon bone elbow snow
3 blue flute boot sky 4 dry boat like night
5 my fly blow high 6 room June soon stone

Lesson Five

Reading

- 1 Describe what is happening in the picture. 2 Listen and read.  18

The Concert

The park is full of people.
This is a special day.
A very famous orchestra
Is playing here today.

We have a picnic blanket
And our favorite things to eat:
Cookies, cakes, and sandwiches.
This is a yummy treat.

We hear the trumpets calling
And we hear the cymbals clang.
We hear the flutes and violins,
We hear the big drums bang.

When each piece is finished,
The people clap and cheer.
The music is amazing.
We're happy to be here.

And now it's early evening,
The sky is getting dark.
The lights from little flashlights
Are shining in the park.

The concert's nearly over,
The music's very loud.
Now fireworks shoot into the sky
And burst above the crowd.

This is the perfect concert.
This is the perfect day.
It's time to leave the park now,
But I really want to stay.

We all pack up our picnics
And we all go home to bed.
I fall asleep, but I still hear
The music in my head.



- 3 Underline these words in the text. Guess their meanings and then check them in the Workbook 4 Dictionary (page 136).


orchestra treat cymbals piece shining burst pack up

- 4 Read again and match the questions and answers.

- | | | |
|---|---------------------------------------|--------------------------------------|
| 1 Where is the concert? | <input checked="" type="checkbox"/> d | a Fireworks shoot into the sky. |
| 2 What is making a clanging sound? | <input type="checkbox"/> | b The drums. |
| 3 What is making a banging sound? | <input type="checkbox"/> | c At the end of each piece of music. |
| 4 When do people clap and cheer? | <input type="checkbox"/> | d In the park. |
| 5 What happens near the end of the concert? | <input type="checkbox"/> | e The cymbals. |

Lesson Six

Listening

- 1 Listen and number.  19



- 2 Listen again and write T (true) or F (false).

- 1 The festival was last month. T 2 Pete and Lucy are going to a park.
3 Sandy's piano lessons are on Fridays. 4 The cousins played in a festival.

Speaking

- 3 Choose a girl. Ask and answer with your friend.

	Mary	Susan	Pam	Liz
can play the piano	✓	✗	✓	✗
can play the drums	✗	✗	✗	✓
likes singing	✓	✗	✓	✓
likes classical music	✗	✓	✓	✗
likes pop music	✓	✓	✗	✓

Can she play the piano?

No, she can't.

Does she like classical music?

Yes, she does.

It's Susan!

That's right! Your turn!

- 4 Ask and answer about you.

Can you play an instrument?

No, I can't. But I want to play the guitar.

Writing preparation

To spell verbs in the **present progressive**, double the **last letter** when the word has one syllable, one short vowel and ends in a consonant.

stop stopping

- 5 Circle the verbs that follow the double consonant rule.

- 1 drink drinking 2 clap clapping
3 play playing 4 watch watching
5 tap tapping 6 open opening

Complete the writing tasks on pages 20-21 of the Workbook.

pages 20-21

Social Studies Time!

Topic: Life in the Arctic

1 Listen, point, and repeat. 20



skiing



hunting



snowmobile



seaweed



raw



berries

2 Listen and read. 21

LIFE IN THE ARCTIC

The Arctic is bigger than the continent of North America. It is a cold and wild place. Four million people live there and most are Inuit. You can find them in Alaska (U.S.A.), Canada, Greenland, and Russia.

In the winter, there is usually very heavy snow and the temperature is about minus 30 degrees. The sky is dark all the time, even in the day.

Most children ski to school or go by snowmobile. Other children wear special snow shoes and walk to school.

It is impossible to grow fruit and vegetables in the snow, so Inuit people usually eat meat and fish. Hunting is important and everyone shares the food together, often eating the meat raw.

In the summer months, everything changes. Most of the snow melts and the sky is light all day and night. The people can then also eat seaweed and berries.



3 Read again and complete the table about Inuit people.

1 What countries do they live in? <u>U.S.A., Canada</u>	2 What do they eat in winter? _____	3 What can they eat in summer? _____	4 How do they go to school? _____
--	--	---	--------------------------------------

4 **Think!** How is your life different from Inuit life?

Project

1 Listen and circle the correct word. 22

- Karima lives in Alaska / Russia / Greenland.
- Karima's dad / mom / uncle drives the snowmobile.
- Cats / Hippos / Polar bears visit her school.
- Karima's dad has three / five / seven dogs.
- On the weekend, they dance with drums / guitars / violins.

2 Project. Make an Arctic life booklet.



Find out about the animals and people of the Arctic.



Make a booklet about Arctic animals and Inuit people. Glue or draw pictures. Then write about them.

3 Present your project.

- What do the animals look like?
- What do they eat?
- What do you know about Inuit people?



This is an Arctic seal. The baby seals are white and the adults are gray. They eat fish and...



Lesson One Words

1 Listen, point, and repeat. 23



dinosaur



museum



model



skeleton



scary



scream



roar



alive



dead



robot

2 Listen and read. 24

1

Max We didn't go to school today. We went to the dinosaur museum. It was fun.
Aunt Ooh great! What did you do there?
Amy I bought this dinosaur model.

2

Holly We saw dinosaur bones.
Max And we learned all about how dinosaurs lived.
Aunt Wow! That sounds really interesting.

3

Amy But then something scary happened.
Max Yes, and we all screamed.
Aunt Why? What happened?

4

Max Suddenly, one of the dinosaurs roared really loudly. I thought it was alive and I screamed!
Aunt Alive?
Max Yes, but the dinosaur wasn't alive. It was a model.

1 Listen to the story again and repeat. Act.

2 Read and learn. Irregular verb list Workbook 4 page 135

Simple past: irregular verbs with negatives

We **went** to the dinosaur museum.
 We **didn't** go to school.

I **saw** dinosaurs.
 I **didn't** see fish.



- | | |
|-----------------|-----------------|
| buy – bought | make – made |
| eat – ate | see – saw |
| go – went | think – thought |
| hear – heard | wear – wore |
| learn – learned | write – wrote |

3 Write.



We went (go) to the science museum together.



I _____ (not buy) a postcard.



My sister _____ (see) her friends.



We _____ (not eat) our sandwiches inside.

4 Write.

We ¹ went (go) to a museum to learn about the life of children two thousand years ago. Most children then ² _____ (not go) to school and ³ _____ (not learn) to read. Many children ⁴ _____ (play) games in the street and had yo-yos and wooden toys. Boys ⁵ _____ (not wear) pants. They ⁶ _____ (wear) short tunics, like a dress.



Lesson Three Grammar 2 and Song

1 Read and learn.

Simple past: irregular verbs with questions

Did they go to a museum?
Yes, they did.
Did Amy buy a postcard?
No, she didn't. She bought a model.

Which museum did you go to?
We went to the dinosaur one.
What did you see?
We saw dinosaur skeletons.

2 **Speaking** Write notes

about you. Ask and answer.

	You	Your friend
1 Where did you go on ... ?		
2 What did you see?		
3 What did you eat?		
4 Who did you see?		
5 Did you buy anything?		
6 Did you have a good day?		

Where did you go on Saturday?

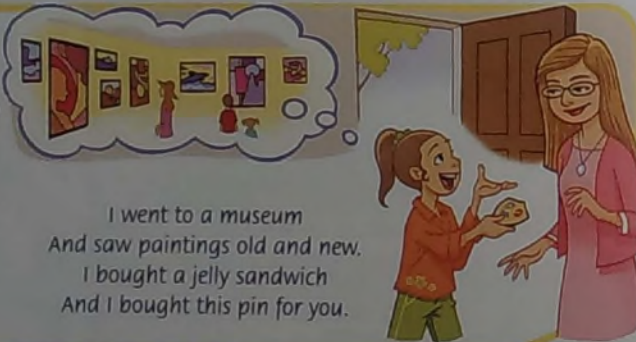
I went to the park.

3 Write about what you and your friend did.

4 Listen and sing. 25

My school trip

Where did you go
When you went on your trip?
Did you go to a museum
Or a farm or a ship?
When it was lunchtime,
What did you do?
Did you buy a sandwich
Or take one with you?



I went to a museum
And saw paintings old and new.
I bought a jelly sandwich
And I bought this pin for you.

Lesson Four Phonics and Spelling

1 Listen, point, and repeat. 26

flamingo

scarf
feet



phone


nephew
alphabet



2 Listen and read. 27



Yesterday, an uncle and his nephew went to the zoo together. Now they are talking on the phone about the animals. They saw elephants, giraffes, flamingos, and fish. They took lots of photos. They had a good time.



There are 26 letters in the English alphabet. Five are vowels. Can you say your alphabet?



When it's cold, I wear a hat and a scarf, and on my feet, I wear boots.

3 Read again. Circle the words with *ph* and underline the words with *f*.

4 Complete the words with *f* or *ph*.



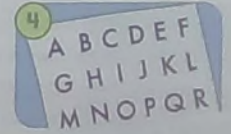
scarf



__oto



__one



al__abet



__lamingo



__eet



ne__ew



__rog

Skills Time!

Lesson Five

Reading

- 1 What do you know about dinosaurs? 2 Listen and read. 28

Dinosaur data



Dinosaurs lived on Earth for millions of years and then they disappeared.

Scientists study dinosaur bones to find out how they lived and what they looked like.

There were more than 700 different types of dinosaur! Some dinosaurs ate plants and others ate meat. Some walked on two legs and others walked on four legs. Some could fly and others lived in the ocean. We know dinosaurs were all different, but no one knows what color or pattern they were. This is because there is no dinosaur skin left to study.

The most famous dinosaur is the T-Rex (Tyrannosaurus Rex). It was bigger than a house! Its strong tail helped it move quickly. But no one knows how fast it could run. Its teeth were 36 centimeters long and it ate meat. You can see T-Rex bones in some museums.



- 3 Underline these words in the text. Guess their meanings and then check them in the Workbook 4 Dictionary (page 136).

Earth scientist pattern skin disappear asteroid fall (fell)

- 4 Read again and match the sentence halves.

- | | | |
|-----------------------------|---------------------------------------|---|
| 1 There were lots of | <input checked="" type="checkbox"/> b | a a large rock from space. |
| 2 An asteroid is | <input type="checkbox"/> | b different types of dinosaur. |
| 3 When the asteroid fell, | <input type="checkbox"/> | c a very big dinosaur. |
| 4 The dinosaurs disappeared | <input type="checkbox"/> | d the Earth became very cold. |
| 5 The T-Rex is | <input type="checkbox"/> | e because it was too cold to live on Earth. |

Lesson Six

Listening

- 1 Listen and number. 29
- 2 Listen again and circle the children's favorite things.



boat / plants



monkey / snake



car / skeleton



cows / a walk

Speaking

- 3 Ask and answer about the children above.

Jane Simon Lisa Max

beach zoo museum farm

Where did Jane go?

She went to a ...

What did she see?

She saw ...

What did she like?

She liked ...

Writing preparation

We use **exclamation marks (!)** to show **strong feelings**, for example, surprise or excitement, or after an **instruction**.

The dinosaur moved! [F]
Don't touch the bones! [I]

- 4 Read the sentences. Write **F** for "feelings" or **I** for "instructions".

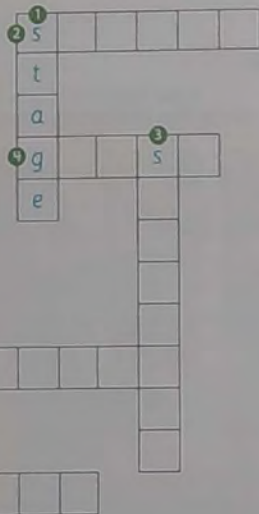

- | | |
|------------------------------|----------------------------|
| 1 Open the window now! | <input type="checkbox"/> I |
| 2 Wow, you're here at last! | <input type="checkbox"/> |
| 3 We were lost! | <input type="checkbox"/> |
| 4 Take your litter with you! | <input type="checkbox"/> |
| 5 Don't walk on the grass! | <input type="checkbox"/> |
| 6 That's great news! | <input type="checkbox"/> |

Complete the writing tasks on pages 28–29 of the Workbook.

pages 28–29

1 Complete the crossword.

Down



Across



2 Write. cheered concert trumpet violin stage audience

Emily and Joe are both ten. On Wednesdays, they go to music lessons. Emily is learning the ¹ violin and Joe is learning the ² trumpet. Last week, they performed in a ³ concert at the music school. Emily went up on the ⁴ stage first. Then it was time for Joe. They were nervous, but they played well. The ⁵ audience clapped and ⁶ cheered. Emily and Joe were very proud.



3 Read and then write what Mia did yesterday afternoon.



I am watching TV right now. It is about Arctic races. Some people are skiing and some have snowmobiles. My brother is playing soccer outside.

Mia watched TV yesterday afternoon. It was about ...

4 Match the questions and answers.

- | | | |
|------------------------------------|---------------------------------------|-------------------------------|
| 1 Where did you go yesterday? | <input checked="" type="checkbox"/> b | a Yes, I ate dinner at home. |
| 2 What did you see? | <input type="checkbox"/> | b I went to the movies. |
| 3 Did you buy anything there? | <input type="checkbox"/> | c I thought it was great. |
| 4 Did you eat after the movie? | <input type="checkbox"/> | d I saw a movie about tigers. |
| 5 What did you think of the movie? | <input type="checkbox"/> | e Yes, I bought a drink. |

5 Write. Use the simple present and present progressive.

travel / walk eat / go go to bed / play get up / read



I usually get up at seven o'clock every morning. But today, I am reading in bed.



I normally _____ to school by bus. But now, I _____ to my friend's house.



I always _____ lunch at school. But right now, I _____ to a restaurant.



I usually _____ at half past eight. But today, I _____ computer games. My school vacation started today!

6 Write the words under the correct heading.

tray blue cake leaves key light train bike
coat sky nose room tree flute blow

long a

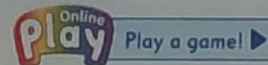
long e

long i

long o

long u

tray _____



4

Whose jacket is this?

Lesson One Words

1 Listen, point, and repeat. 30



team



jacket



sneakers



trophy



player



kick



score a goal



racket



backpack



win (won)

2 Listen and read. 31



Leo Come on. Let's play soccer!
Max Great! Let's make two teams.
Leo and Amy against Holly and me.



Leo It's cold now. Let's put on our jackets.
Max Whose jacket is this? Is it yours, Amy?
Amy Yes, it's mine. Thanks.



Amy Is this one yours, Leo? It's blue.
Leo Yes, my jacket's blue.
Max This one is mine. And this blue jacket is hers. Here you are, Holly.



Holly That jacket is very small, Leo. And mine is really big.
Leo Oh no! I have yours. That's why it's so small for me!

Lesson Two Grammar 1

- 1 Listen to the story again and repeat. Act.
- 2 Read and learn.

Possessive pronouns

Possessive adjectives

It's **my** jacket.
They're **your** sneakers.
It's **his** racket.
It's **her** water bottle.
They're **our** trophies.
It's **their** backpack.

Possessive pronouns

It's **mine**.
They're **yours**.
It's **his**.
The water bottle is **hers**.
They're **ours**.
The backpack is **theirs**.

This jacket is hers!



Use **whose** for the question.
Whose jacket is it?

3 Read and circle.

- 1 This water bottle is **my** / mine.
- 2 The red sneakers are **her** / hers.
- 3 There are five players in **my** / mine team.
- 4 This is **our** / ours trophy.
- 5 That backpack is **their** / theirs.
- 6 Which one is **your** / yours jacket?

4 Write. mine his hers yours ours theirs



I think this snorkel is his.



Is this _____?



Hooray! We won!
It's _____.



These sneakers are _____.
They're new.



It's _____. Let's give it back.



This backpack is _____.

Lesson Three Grammar 2 and Song

1 Read and learn.

Regular adverbs: + ly

slow He ran slowly.
 quiet They talked quietly.
 happy She smiled happily.
 careful They did their homework carefully.

Adverbs tell you more about a verb.
 Many adverbs end in -ly (e.g., slowly).
 Some are a different word (e.g., well).

Irregular adverbs

good They played well.
 fast They ran fast.



2 Speaking Ask and answer about the people in the pictures.



Who is running slowly?



Adam.



3 Now write sentences about the pictures.

Joe ran fast, but Adam ran slowly.

4 Listen and sing.

At break time ...

At break we played baseball, baseball, baseball.
 At break we played baseball. Our team played well.

We all cheered loudly, loudly, loudly ...
 We didn't hear the bell.

The bell rang softly, softly, softly ...

The teacher said, "Run quickly, quickly, quickly."
 The teacher said, "Run quickly. You didn't hear the bell."

She said, "Listen carefully, carefully, carefully."
 She said, "Listen carefully. Listen for the bell."



Lesson Four Phonics and Spelling

1 Listen, point, and repeat.

b and v



v and w



p and b



2 Listen and read.

It was a cold day, so I put on a warm vest and went out for a walk.

We saw some pigs. Some were big, but one was really little. I liked the little one best. One pig was ill and a vet was looking after it.

Then it started to rain and we got really wet.



3 Read again. Circle the words with the sounds from Exercise 1. Use red for b, blue for v, pink for w, and green for p.

4 Listen and circle the correct words. Match.

- 1 I really like pears / bears.
- 2 My favorite vest / best is blue.
- 3 Let's follow this bath / path.
- 4 Oh no! My school work is vet / wet.



Skills Time!

Lesson Five

Reading

- 1 What do you know about basketball? 2 Listen and read. 36



Can you jump really high and bounce a ball really fast? Then basketball is the sport for you!

Today people play basketball outdoors, too, and you can often find basketball courts in parks.

So try it! You just need a ball, some friends, and a basketball hoop.

Basketball started in 1891 in Canada. It is very cold in the winter and students wanted a sport to play inside where it was warm. So, a P.E. teacher named James Naismith invented a new sport: basketball.



Naismith put fruit baskets at the ends of the court. The players scored points by throwing balls into the baskets.



One of the tallest basketball players is Sun Ming Ming, who is 236cm tall. But you don't have to be tall to play basketball. A very famous player, Muggsy Bogues, is only 160cm.

- 3 Underline these words in the text. Guess their meanings and then check them in the Workbook 4 Dictionary (page 136).

bounce invent basket court point hoop

- 4 Read again and complete the sentences.

- 1 Basketball started in Canada.
 2 Winter in Canada is very _____.
 3 James Naismith was a _____.
 4 The baskets were for _____.
 5 Now people play basketball _____ as well as inside.
 6 Sun Ming Ming is one of the _____ basketball players.

Lesson Six

Listening

- 1 Listen and circle the sports the children like. 37



swimming / gymnastics



riding a bike / soccer



soccer / riding a bike



basketball / volleyball

- 2 Listen again and write T (true) or F (false).

- 1 Sara loves playing team sports. F
 2 Liam plays his sport in the park. _____
 3 Harry does his favorite sport at a sports field. _____
 4 Rosy likes playing on a team. _____

Speaking

- 3 Ask and answer with your friend. Remember to use the correct verb.

with play	with do	with go
soccer	gymnastics	swimming
volleyball	track and field	skiing
basketball	judo	running
tennis	karate	cycling

What do you like doing?

I like playing / doing / going ...

Where do you play / do / go ...?

I play / do / go ...

What do you wear? I wear ...

Writing preparation

Remember! It's shows the short form of is: It's new. = It is new. Its is a possessive adjective. There is a horse on the farm. Its name is Star. (the horse name) Look at the dinosaur! Its teeth are long. (the dinosaur's teeth)


- 4 Write It's or Its.

- 1 The sports center is great. It's big and has basketball courts.
 2 We have a parrot. _____ wings are green and blue.
 3 Oh no! _____ going to rain.
 4 The T-Rex was very big, but we don't know the color of _____ skin.

Complete the writing tasks on pages 36-37 of the Workbook.

pages 36-37

Fluency Time! 2




Everyday English

1 Watch and listen. Read and say. 38



Tom: I'd like this sandwich **with** fries, please.
Anna: Can I have this salad **without** tomatoes?
Server: Yes. No problem. Thank you.



Anna: Can I have **some more** juice, please?
Mom: And **can** we have the check, please?
Server: Sure.


2 Watch and listen. Circle the correct word. 39

- 1 Tom wants a pizza **with** / without fries and a salad.
- 2 Mom wants a salad **with** / without tomatoes.
- 3 Sam would like his pasta **with** / without cheese.
- 4 Tom would like his pizza **with** / without mushrooms.

3 **Speaking** Talk with your friend.

sandwich pizza with tomatoes onions cucumber fries
 salad fish without cheese meat pineapple chili

juice water coffee milk bread rice



I'd like this sandwich with cheese, please.

And I'd like this salad without onions, please.

Can I have some more water, please?

A sandwich with cheese.

No problem.

Yes, sure.



Craft

1 Watch the story again. Act.

2 Make a menu for a café.

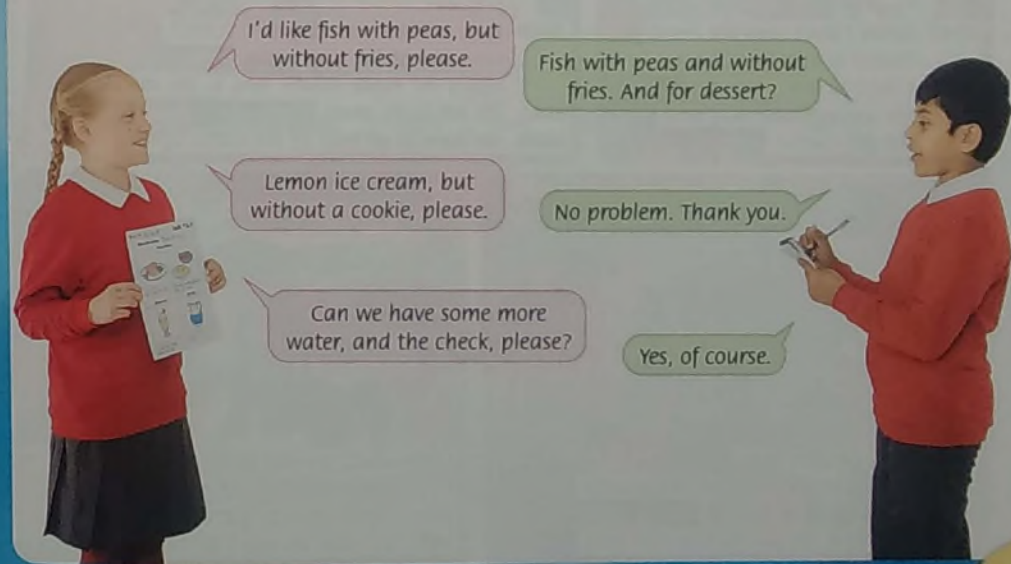


Decorate the menu and write the day. Create today's menu. Choose two main dishes, one dessert, and one drink. Color the pictures and cut them out.



Glue the pictures on the menu. Write about the food and drink.

3 **Speaking** Order from the menu with a friend.



I'd like fish with peas, but without fries, please.

Fish with peas and without fries. And for dessert?

Lemon ice cream, but without a cookie, please.

No problem. Thank you.

Can we have some more water, and the check, please?

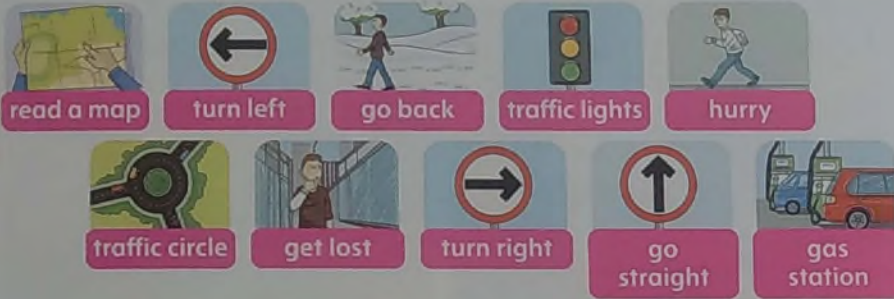
Yes, of course.

5

Go back to the traffic lights

Lesson One Words

1 Listen, point, and repeat. 40



2 Listen and read. 41

1

Mom Mmm, I don't think the movie theater is near here. Are we lost?
Max I think so, but I thought the movie theater was near the gas station.

2

Mom No, I said it's near the train station. Let's look at the map again. Here's the movie theater next to the station.
Max Oh no! Sorry, Mom.
Mom We have to go back to the traffic lights.

3

Mom Then we turn right.
Holly But the movie starts in five minutes. We're going to be late!
Mom Yes, come on! We have to walk fast!

4

Uncle Hello. Are you going to the movie theater? We can take you!
Max Thank you! We got lost.
Holly But now we won't be late.

Lesson Two Grammar 1

- 1 Listen to the story again and repeat. Act.
- 2 Read and learn.

Have to

We **have to** go back to the traffic lights.
 We **have to** hurry.

Use **have to** when something is necessary.
 For the past tense, use **had to** e.g., *They **had to** hurry.*



Giving directions

Turn left. ↶ Go straight at the traffic lights. ↑

3 Complete the sentences.

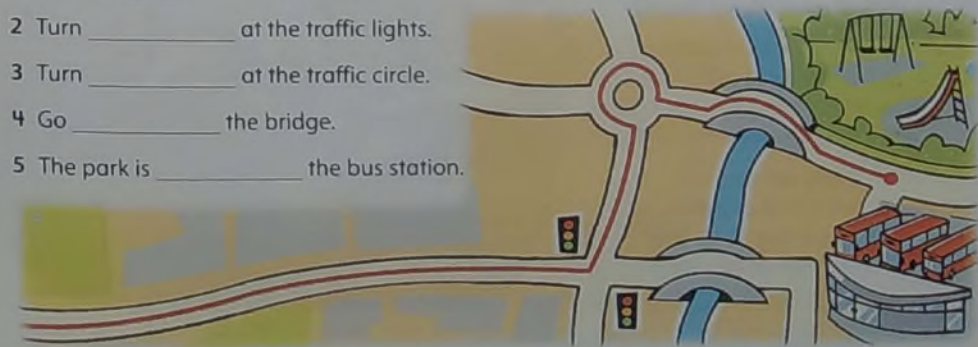
read the map hurry wait stop

- 1 We're late! We have to hurry.
- 2 They're lost. They _____.
- 3 The traffic light is red. He _____.
- 4 I'm at the theater early. I _____.

4 Write directions to the park.

right over left in front of straight

- 1 Go straight.
- 2 Turn _____ at the traffic lights.
- 3 Turn _____ at the traffic circle.
- 4 Go _____ the bridge.
- 5 The park is _____ the bus station.



1 Read and learn.

Why / because

Why are we at this gas station?

Because we're lost.

Why are we lost?

Because we didn't read the map carefully.

Use **why** for questions. Use **because** for answers.

2 **Speaking** Ask and answer.



late



get lost



couldn't read / map

Why were they late?

Because they got lost.



get wet



forget / umbrella



late

Why did they get lost?

3 Now write sentences about the pictures.

The woman and her son were late because they got lost.

4 Listen and sing.

Why are they lost?

Why are they standing
in the middle of the square?
Because they can't find the station
That they thought was there.

Why are they lost
in the middle of the town?
Because they're holding
Their map upside down!



1 Listen, point, and repeat.

s says s

bikes
laughs
it's



s says z

zebras
he's
plays



s says iz

sandwiches
watches
foxes



2 Listen and read.

It's Tony's birthday today and he's really happy. In the morning, he eats sandwiches and cake with his friend Carla. Then they ride their bikes in the park.



In the afternoon, he plays with his new toys. In the evening, he watches a TV show about zebras and foxes. The animals are very funny and he laughs a lot.



3 Read again. Circle the words ending in s from Exercise 1. Use green when they sound like s, use blue when they sound like z, and use purple when they sound like iz.

4 Listen to the words and circle the ending sound.



brushes

z iz



boxes

z iz



walks

s iz



noses

z iz



birds

z iz



goats

s iz

Skills Time!

Lesson Five

Reading

- 1 Have you seen any shadow puppet theater? 2 Listen and read. 46

Shadow puppet theater

Shadow puppet theaters first started in China thousands of years ago. But they are still popular today in many parts of the world.

The puppets are usually made from animal skins. These shadow puppets are camel skin and they come from Indonesia.

It is dark and a bright light shines on the puppets to make shadows on a screen behind them. A person uses wooden sticks to make the puppets move. This person also does the talking. Sometimes, there are other people singing or playing instruments.



Hand shadows

You can do shadow theater at home, using your hands! You will need a white wall and a bright light.

To make a tiger:

- Make a "C" shape with your left hand.
- Put your right hand on top of your left hand.
- Lift up your right thumb a little for the tiger's ear.
- Make the tiger's mouth move by moving the fingers and thumb on your left hand.



- 3 Underline these words in the text. Guess their meanings and then check them in the Workbook 4 Dictionary (page 136).

shadow puppet popular event stick screen voice lift up


- 4 Read again and write *T* (true) or *F* (false).

- 1 Shadow puppet theater started in Turkey. F
- 2 The theater shows are always about old stories. _____
- 3 The puppets are usually made from plastic. _____
- 4 You can make shadows with a white wall and a bright light. _____
- 5 You can make a tiger's mouth move. _____

Lesson Six

Listening

- 1 Listen and point to the route. Where is Leo going? 47
- 2 Listen again and draw the route to Leo's school.



Speaking

- 3 Give directions to a visitor at your school. Start at the school door.

go upstairs go downstairs turn left / right go straight
in front of behind next to the first / second / third door

- 1 your classroom
- 2 playground
- 3 art room
- 4 computer room

Where's your classroom?

Go straight. Go upstairs. It's the second door on the right.



Writing preparation

We use imperatives to tell a reader to do something.

We usually start a new line for each new instruction.

- 4 Underline the imperatives in these instructions.

- Take an empty, white paper bag.
- Turn it upside down and fold under the corners to make the head.
- Cut out ears and paws and glue them on.
- Draw on the rabbit's eyes and nose.



Complete the writing tasks on pages 44-45 of the Workbook.

page 44-45

Geography Time!

Topic: Fossils

1 Listen, point, and repeat. 48



2 Listen and read. 49

FOSSILS

What do you know about life on Earth thousands of years ago? Fossils give us some clues. Fossils are shapes in rocks that show the animals and plants that lived at this time. To be a fossil, the shape has to be at least ten thousand years old. Sometimes fossils show the shape of the animal, or its skeleton. Other fossils show an animal's footprints, eggs, or nest. Fossils can be of dinosaurs, whales, or fish. Some fossils are 500 million years old. Fossils tell us about the past. We can learn about types of rocks, and we can learn about animals and plants that lived a very long time ago.

You can find fossils in most parts of the world. You can find them on mountains and in oceans. You can find them in deserts and on beaches. You can also find them under the ground.



3 Read again and complete the information below about fossils.

- 1 Where can we find them? mountains
- 2 What do they show? skeletons
- 3 How old are they? Between _____ and _____ years old.

4 Think! Where can you find fossils in your country?

1 Listen and match the sentences. 50

- 1 Scientists found the whales ... d
- 2 Scientists found ...
- 3 A desert is ...
- 4 The fossils are about ...
- 5 Some whales were ...
- a twenty whale fossils.
b seven million years old.
c a very dry place.
d in 2011.
e as big as a bus.


2 Project. Make a fossil.



Mix two parts flour to one part water. Put the mixture in a small container.




Press your shape in the top of the mixture. Remove the shape and look at your fossil! Write a story about your fossil.



3 Present your project.

- 1 What is your fossil?
2 Where can people find it?
3 What can people learn from your fossil?



This is my fossil. It is a shell shape. You can usually find shell fossils at a beach or ...

Project

Lesson One Words

1 Listen, point, and repeat. (1) 51



break



repair



comfortable



hard



soft



expensive



cheap



wooden



metal



modern

2 Listen and read. (2) 52



Max My bed broke, Mom. I'm sorry.
Mom Don't worry. It was a very old bed.
 Let's go shopping for a new one.



Mom This bed is bigger than your old one.
Max But my old bed is more comfortable. This one is hard.
Dad Look, Max! This one is softer.
Max It's OK. But my old bed is better.



Max What about this one? It's a cool airplane bed. Please can I have this one?
Dad Sorry, Max. It's the most expensive bed in the store. Let's find something less expensive.



Assistant We can repair old beds, if you prefer.
Max Yes, please, Dad. My old bed is the best of all!
Dad OK. And it's cheaper than a new bed!

- 1 Listen to the story again and repeat. Act.
- 2 Read and learn.

Comparatives and superlatives: long adjectives



My bed is **more comfortable** than this one.
 It's **less expensive** than a new bed.



This is the **most expensive** bed in the store.
 This is the **least expensive** one.

Adjectives with 2+ syllables = **more / less than** and **the most / the least**.
 But 2-syllable adjectives ending in -y = -ier and the -iest. (e.g., happier, happiest).

3 Write.



1 The metal bed is less comfortable than (comfortable) the wooden one.



2 The wooden bed is _____ (expensive) the spaceship bed.



3 The spaceship bed is _____ (modern) the wooden one.

4 The wooden bed is _____ (comfortable) the metal one.

4 Speaking Ask and answer.

comfortable beautiful modern expensive



Which house / yard is the most / the least beautiful?

I think house A is the most beautiful.

1 Read and learn.

Irregular comparatives and superlatives

This bed is **good**.
This one is **better**.
And this one is **the best!**

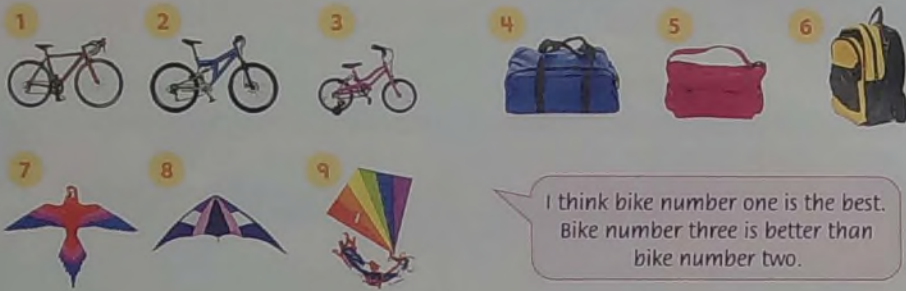
This bed is **bad**.
This one is **worse**.
And this one is **the worst**.



My old bed is the best of all!

2 **Speaking** Talk about the pictures.

good better the best bad worse the worst



I think bike number one is the best.
Bike number three is better than
bike number two.

3 Now write sentences about the pictures.

4 Listen and sing. 53

Saturday was the best of all!

Monday was bad. I lost my hat.
Tuesday was worse. I broke my bat.

Wednesday was the worst of all.
I bumped my head on the classroom wall.



Thursday was good. I did well at school.
Friday was better. I went to the pool.

But Saturday was the best of all.
I went to the park and played baseball.



1 Listen, point, and repeat. 54

c says s

city

ice
dance
rice



g says j

cage

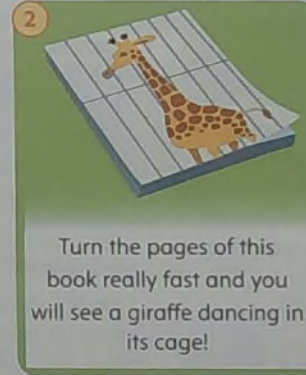
page
giraffe
stage




2 Listen and read. 55



\$10 Special dinner tonight:
Meat, rice
and vegetables.
Fruit with ice cream.




Turn the pages of this
book really fast and you
will see a giraffe dancing in
its cage!



SKATE CITY
Come to the **ice rink**
in the city.
Meet your friends
and learn to skate!

3 Read again. Circle the words with c saying s and underline the words with g saying j.

4 Circle letter c that says s and underline letter g that says j.



1 cucumber

2 race

3 crayon

4 cereal

5 city

6 camera

7 stage

8 guitar

9 goal

10 giraffe

11 page

12 finger

Skills Time!

Lesson Five

Reading

- 1 Describe what is happening in the pictures. 2 Listen and read. 56

The Ant and the Grasshopper



It was a summer day. The grasshopper was sitting in the sun, playing his violin. An ant walked by with an enormous piece of corn on his back.

"That corn looks heavy," said the grasshopper. "Come and play with me."

The ant was tired and hot. He pointed at a pile of corn.

"I can't, this is my food for the winter," he said. "There isn't any food then, so I must prepare now."

The grasshopper laughed.

"Don't worry about winter," he said. "It's summer now and there's lots of food."



Soon the weather became very cold and there was deep snow and ice. The grasshopper looked for food, but he couldn't find any.

"I'm hungry," said the grasshopper to the ant. "Please, can I share your food?"

The ant had lots of food and he was kind.

"Yes, you can," said the ant, and he gave the grasshopper some corn.

"But next year you mustn't be lazy and you must prepare for winter!"



- 3 Underline these words in the text. Guess their meanings and then check them in the Workbook 4 Dictionary (page 136).

enormous prepare worry deep share lazy

- 4 Read again and complete the sentences.

- 1 The grasshopper played his violin. 2 The ant carried some heavy _____.
- 3 There is plenty of food in _____. 4 That winter the ant was very _____.

Lesson Six

Listening

- 1 Listen to this fable and check (✓) the correct moral. 57

A fable is a story with a moral. It teaches you how to behave. The moral of this fable is:

- 1 Always work hard. 2 Never say things that are not true.

- 2 Listen again and put the pictures in the correct order.



Speaking

- 3 Here is a modern version of *The Boy Who Cried Wolf*.

Look at the pictures and tell the story.



girl / bored / mom inside



shouted help / saw a snake



mom ran / no snake



next day / real snake / girl shouted



mom / not true / stayed inside

Writing preparation

Some words stay the same in the plural. Some words are completely different.

- 4 Circle the plurals that are different. Underline the plurals that stay the same.

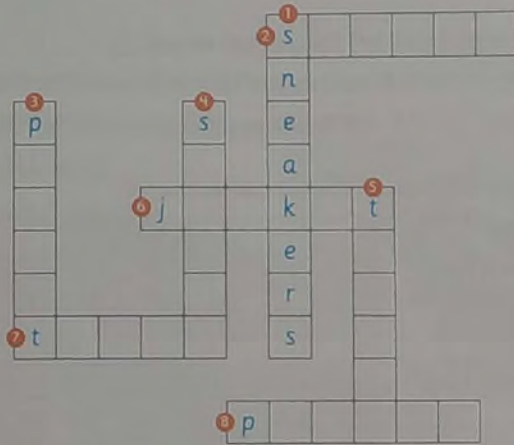
- 1 one foot two feet 2 one fish two fish
 3 one tooth two teeth 4 one sheep two sheep
 5 one person two people 6 one woman two women

Complete the writing tasks on pages 52–53 of the Workbook.

page 52–53

1 Complete the crossword.

Down



Across



2 Write. bridge straight right traffic circle left traffic lights

Yesterday, I was with my dad outside my house. A man asked, "Excuse me. Where's the station?" My dad said, "Go ¹ straight, then turn ² _____ at the ³ _____. At the ⁴ _____, turn ⁵ _____. Go under a ⁶ _____ and it's in front of you." "Thank you," said the man. "You know the city well." "That's because I'm a taxi driver," my dad said.



3 Write. why because

Tai ¹ Why are you smiling?
 Millie ² _____ I'm happy.
 Tai ³ _____ are you so happy?
 Millie ⁴ _____ I won this trophy.
 Tai ⁵ _____ did you win the trophy?
 Millie I won it ⁶ _____ I came first in a race at school. And ⁷ _____ are you asking so many questions?



4 Read and write T (true) or F (false).

- The pink flowers are the least beautiful. T
- The red flowers are the most expensive. _____
- The purple flowers are the cheapest. _____
- The purple flowers are more expensive than the yellow and white ones. _____
- The yellow and white flowers are less beautiful than the pink ones. _____



5 Write. hers theirs mine yours ours his

1 Well done! This is yours.

2 We didn't order it. Perhaps it's _____.

3 Look at this new computer. It's _____.

4 I think it's _____.

5 I think these are my brother's. Yes, they're _____.

6 This is your jacket. But where's _____?

6 Write the words under the correct heading.

pencil yogurt orange gloves picnic cucumber giraffe police

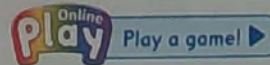
c says 'c'

c says 's'

g says 'g'

g says 'j'

_____ pencil _____ _____ _____




7 Will it really happen?

Lesson One Words

1 Listen, point, and repeat. 58



2 Listen and read. 59



Lesson Two Grammar 1

- 1 Listen to the story again and repeat. Act.
- 2 Read and learn.

The future with will

People **will** travel in super-fast planes.
 There **won't** be any more long plane trips.
 Will they **go** back to Australia?
 Yes, they **will**.
 Will they **miss** our vacation?
 No, they **won't**.


Super-fast planes of the future!



I'll = I will
 He'll = he will
 won't = will not

3 Write. will won't

In the future, maybe people ¹ will go to the moon for vacations. They ² _____ travel by airplane. They ³ _____ travel by rocket or spaceship. They ⁴ _____ wear astronauts' clothes. They ⁵ _____ eat normal food. They ⁶ _____ eat space food with a straw. But they ⁷ _____ get out of the spaceship. It ⁸ _____ be too dangerous. But they ⁹ _____ see amazing things!



4 **Speaking** Look at the picture again. Ask and answer.

go to the moon travel by airplane / spaceship
 wear normal clothes / astronauts' clothes eat normal food / space food

Will people go to the moon for vacation?

Yes, they will.

Will they eat normal food?

No, they won't. They will eat space food.

Lesson Three Grammar 2 and Song

1 Read and learn.

Time markers: the future

We will go on vacation ...

- in a month.
- in two weeks.
- next week.
- on Monday.
- this evening.
- tomorrow.
- soon.
- later.



2 Speaking Ask and answer.

tomorrow next Monday this evening on Saturday in three days



Mon	Tue	Wed	Thu	Fri	Sat	Sun	Mon
Today Look at the stars	Walk in space		Fly to Venus		Walk on the moon		Go back to Earth

3 Now write sentences about the moon trip.

On our trip to the moon, we will look at the stars this evening, ...

4 Listen and sing. 60

A trip to the moon!



Get in the rocket, we're leaving soon.
We're off on a trip to the moon.
We'll walk in space and look at the stars.
We're off on a trip to the moon.
Tonight we'll eat through a tube.
We're off on a trip to the moon.
And next week, we'll come back to Earth.
We're off on a trip to the moon.

Lesson Four Phonics and Spelling

1 Listen, point, and repeat. 61

sauce
August
caught



jigsaw
straw
paw



horse
sport
morning



2 Listen and read. 62



Paul's birthday was in August. When he woke up in the morning, he saw his presents. He got a big jigsaw puzzle. For dinner he ate noodles with oyster sauce and had a drink with a straw.

In August, my sister will start school. She'll learn to read. She'll draw and she'll play sports.

3 Read again. Circle the words with *au* in green, with *aw* in blue, and with *or* in purple.

4 Match and write.



au


aw

or

Skills Time!


Lesson Five

Reading


- 1 Describe what is happening in the pictures. 2 Listen and read.  63

The Future


What do you think the future will be like?

 **Rob, 10** There won't be much land, so there will be big cities underwater, and we will travel in submarines. I think some houses will be underground, too, but I won't live in an underground house. I'll live in an underwater house with glass walls. I will see fish swimming around!




 **Lara, 10** I agree with Rob. There won't be many parks or green spaces. There will be lots of cars and planes, so pollution will be very bad. We won't have a lot of fresh food, so people will eat lots of junk food. There will be food pills, too.



 **Jim, 11** I disagree. I think the world will be a cleaner place in the future, because we won't use gas or other fossil fuels. We will use energy from the sun to power our cars and houses. I think cars will be very fast and some cars will fly, too!



 **Jasmine, 11** I think computers will be very small in the future. We will have computers in our clothes and we will use our voices to control them. We'll learn lots of interesting things. We will use virtual reality to study. We won't go to school, but we'll meet our teachers and friends in cool virtual places to learn about the world.



- 3 Underline these words in the text. Guess their meanings and then check them in the Workbook 4 Dictionary (page 136).


underwater submarines underground control
energy virtual reality pills power

- 4 Read again and write *T* (true) or *F* (false).

- | | |
|---|--|
| 1 Rob thinks there will be lots more space on land in the future. <input type="checkbox"/> F | 2 Rob thinks lots of houses will be underwater. <input type="checkbox"/> |
| 3 Lara thinks there will be lots of parks in the future. <input type="checkbox"/> | 4 Jim thinks we will use fossil fuels in the future. <input type="checkbox"/> |
| 5 Jim thinks some cars will fly. <input type="checkbox"/> | 6 Jasmine thinks children won't go to school in the future. <input type="checkbox"/> |

Lesson Six

Listening

- 1 Listen and circle the correct answers.  64

- | | |
|--|---|
| 1 People will live on Earth / <u>in space stations</u> . | 2 Children will go to school / study at home. |
| 3 There will be more teachers / machines. | 4 Robots will help children / go to work. |

- 2 Listen again and match the sentences to the pictures.

- | | |
|--|--------------------------------|
| 1 Children will learn about their new life in space. | 2 Children will study at home. |
| 3 Children will still go to normal schools. | 4 Robots will talk. |



Speaking

- 3 What will life be like in 100 years? Talk about:

school, home, travel, robots, weather, food, animals, Earth

I think we will go to school, but we will all have a computer at our desks.

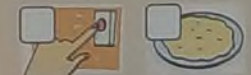
I don't think robots will do everything. They won't do our homework.

Writing preparation

We can make **new words** when we put **two words together**.
fire + fighter = **firefighter**

- 4 Write the words and number the pictures.

1 sun + flower = sunflower



2 pan + cake = _____

3 house + work = _____


4 door + bell = _____



Complete the writing tasks on pages 60-61 of the Workbook.

pages 60-61

Fluency Time! ③



Everyday English

1 Watch and listen. Read and say. 65



Dad: Hello.
Anna: Hi. Can I speak to Sara, please?
Dad: Yes. Who's calling, please?

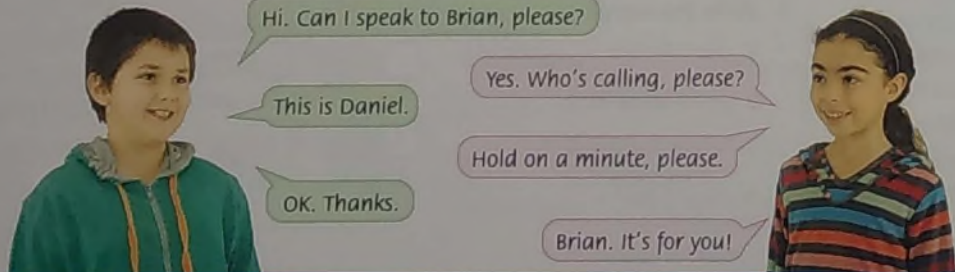


Anna: It's Anna.
Dad: Hold on a minute, please. Sara! It's for you!

2 Watch and listen. Write *T* (true) or *F* (false). 66


- 1 Sam is calling Tom. T
- 2 Tom is at home right now. _____
- 3 Sam will call again at 5 o'clock. _____
- 4 Tom is back. _____

3 **Speaking** Talk with your friend.

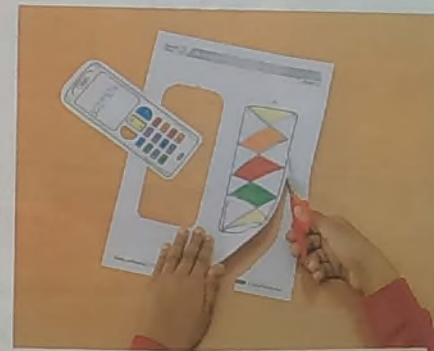


Craft

- 1 Watch the story again. Act.
- 2 Make a telephone.

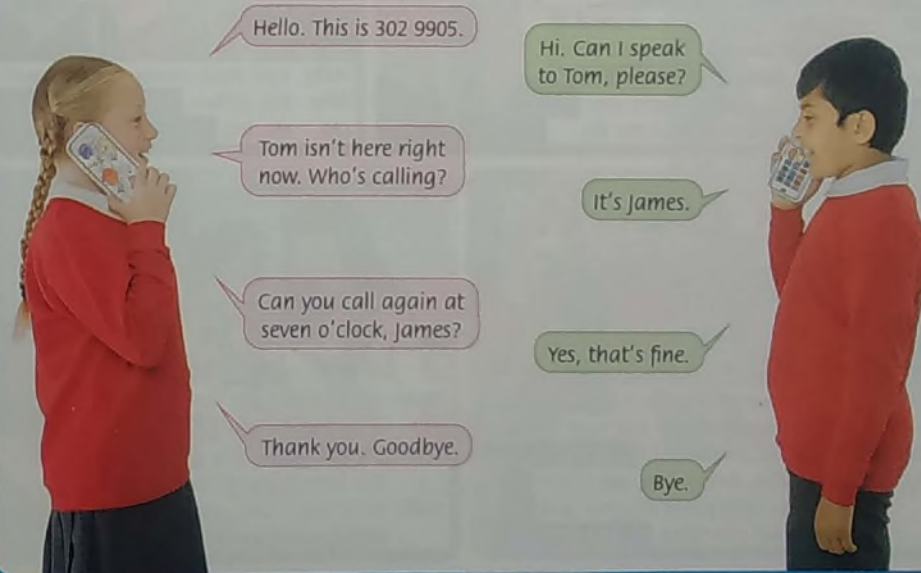


Decorate and color the telephone. Write in a telephone number.



Cut out your telephone and use it to make phone calls.

3 **Speaking** Use your telephone to make a phone call.



Lesson One Words

1 Listen, point, and repeat. 67



2 Listen and read. 68

1

Max I'm so excited about our vacation.
 Holly How much time do we have before our flight, Mom?
 Mom We have lots of time. Leave your luggage here and look in the store.

2

Holly How much money do you have?
 Amy Five dollars.
 Leo Me, too.

3

Max Not another magazine, Holly!
 Holly How many magazines do you have already?
 Amy Hundreds! OK, maybe not.
 Holly I have an idea. Because we don't have much money, let's put it together and buy one really nice thing.

4 Later ...

Mom So, what did you buy?
 Leo A present for you!
 Mom For me? Thank you. You know I love chocolates.
 Holly It's to say thank you for taking us on vacation.

- 1 Listen to the story again and repeat. Act.
- 2 Read and learn.

Expressing quantity

How much money do you have?
 I don't have much money.
 We have lots of money.

How many pencils do you have?
 I don't have many pencils.
 I have lots of pencils.



Use **many** with countables and **much** with uncountables.
 You can use **lots of** with both.

3 Write. **how many** **how much**

Steward ¹ How much luggage do you have?
 Woman We have these bags and suitcases.
 Steward ² _____ suitcases are going on the airplane?
 Woman Three.
 Steward And ³ _____ passengers are traveling?
 Woman Four.
 Woman ⁴ _____ time do we have before the plane leaves?
 Steward One hour. Have a good vacation!



4 **Speaking** Point and say. **lots of** **much** **many** **any**



1 luggage 2 food 3 time 4 money 5 passport

She doesn't have much luggage.

1 Read and learn.

Some / any

Do you have **any** newspapers?
 We don't have **any** newspapers.
 But we have **some** magazines.



Use **any** for questions and **negative** sentences. Use **some** for **positive** sentences.

2 **Speaking** Ask and answer.

soap magazines toothbrushes pastries



Do you have **any** soap?

Sorry, we don't have **any** soap.
 But we have **some** shampoo.

3 Now write about what is in the store.

They have **some** ... But they don't have **any** ...

4 Listen and sing. 69

Do you have any toothpaste?

Do you have any toothpaste, any toothpaste, any toothpaste?

Do you have any toothpaste?

My toothpaste's not here.

Yes, I have some toothpaste, some toothpaste, some toothpaste.

Yes, I have some toothpaste.

Here you are, dear.

Do you have any shampoo, ... ?

Yes, I have some shampoo, ...



1 Listen, point, and repeat. 70

ed says **t**

walked

finished
washed



ed says **id**

waited

painted
started



ed says **d**

showed

played
rained



2 Listen and read. 71



Alice walked home from school yesterday.
 She got wet because it rained. When Alice
 finished her homework, she painted a
 picture and showed it to her mom.

We waited until the baseball game
 started. The teams played until ten thirty.

3 Read again. Circle the **ed** words in green when they say **t**, in blue when they say **id**, and in purple when they say **d**.

4 Listen to the words. Write them in the correct box. 72

painted washed played showed
 walked waited finished started rained

— says **t** —

— says **id** —

painted

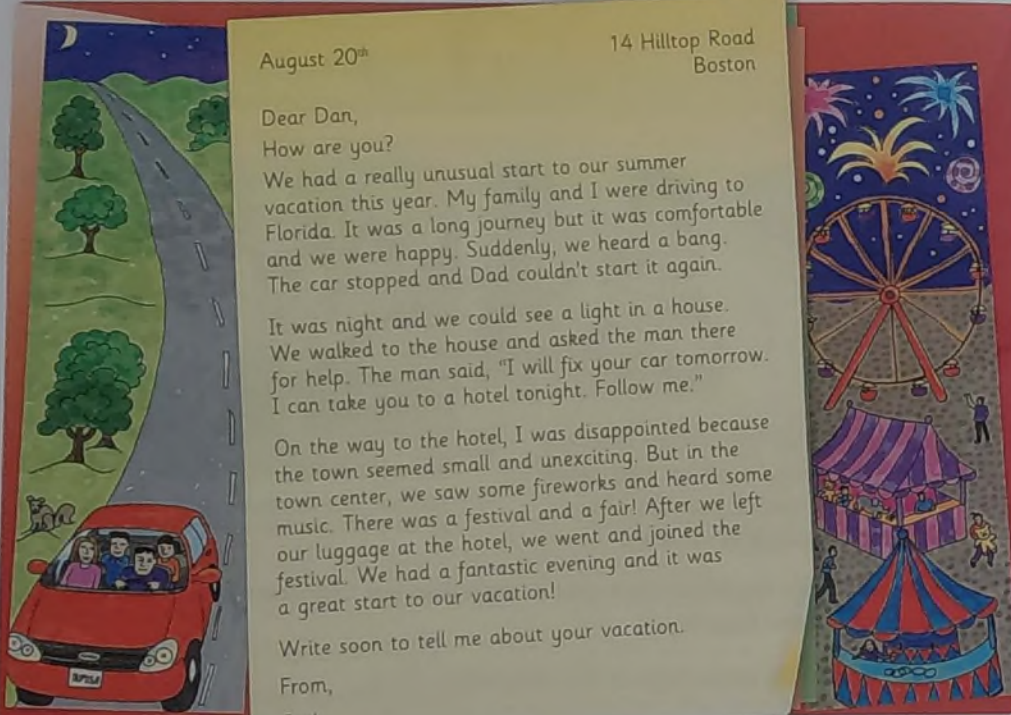
— says **d** —

Skills Time!

Lesson Five

Reading

- 1 Look at the pictures. What happened in the vacation? 2 Listen and read. 73



August 20th 14 Hilltop Road
Boston

Dear Dan,
How are you?
We had a really unusual start to our summer vacation this year. My family and I were driving to Florida. It was a long journey but it was comfortable and we were happy. Suddenly, we heard a bang. The car stopped and Dad couldn't start it again.

It was night and we could see a light in a house. We walked to the house and asked the man there for help. The man said, "I will fix your car tomorrow. I can take you to a hotel tonight. Follow me."

On the way to the hotel, I was disappointed because the town seemed small and unexciting. But in the town center, we saw some fireworks and heard some music. There was a festival and a fair! After we left our luggage at the hotel, we went and joined the festival. We had a fantastic evening and it was a great start to our vacation!

Write soon to tell me about your vacation.

From,
Jack

- 3 Underline these words in the text. Guess their meanings and then check them in the Workbook 4 Dictionary (page 136).

unusual journey hotel disappointed fireworks fair

- 4 Read again and write T (true) or F (false).

- 1 The journey was quite short. F 2 The family walked to a station. _____
3 The man fixed their car that night. _____ 4 Jack enjoyed the start of his vacation. _____

Lesson Six

Listening

- 1 Listen and write L (Lucas), E (Eva), or A (Andy). 74



- 2 Listen again and circle.

- 1 How did Lucas get to the beach? by car / by train / by plane
2 How long was his trip? two hours / four hours / five hours
3 How many cousins does Eva have? two / six / eight
4 What was Andy's favorite day? the zoo / the sports game / a boat trip

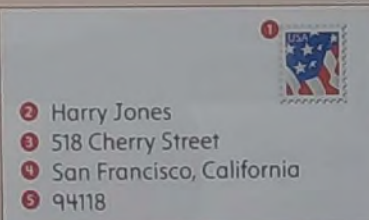
Speaking


- 3 Ask and answer.

- 1 Did you go on vacation last summer? 2 Where did you go?
3 How did you travel there? 4 What did you do?
5 What was the weather like? 6 Did you eat any special food?

Writing preparation

- 1 Put the stamp at the top, on the right.
2 Write the name first.
3 Write the house or apartment number, then the street.
4 Write the town or city and state.
5 Finally, write the zip code at the end.



1 

2 Harry Jones
3 518 Cherry Street
4 San Francisco, California
5 94118

- 4 Read and circle.

- 1 The stamp goes on the left / right. 2 The town goes before / after the street.
3 The house number goes before / after the street. 4 The zip code goes at the top / end.


Complete the writing tasks on pages 68-69 of the Workbook.

pages 68-69

Science Time!

Topic: Robots

1 Listen, point, and repeat. 75



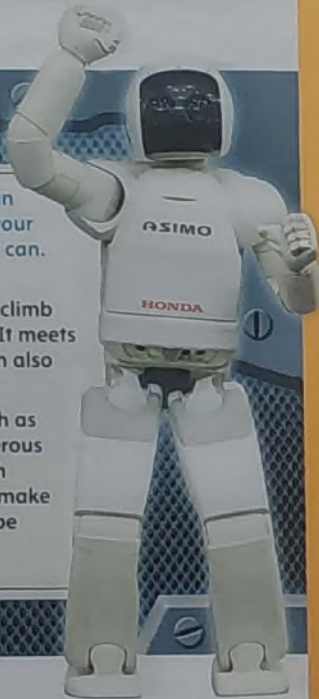
2 Listen and read. 76

ROBOTS

Most people have seen movies or TV shows with robots in them, but can you imagine a world with real robots? Would you like a robot to cook your dinner, clean your house, or play soccer with you? There is a robot that can. Its name is ASIMO and it is from Japan.

ASIMO is the first robot to walk and run like a human, and it can even climb stairs. ASIMO works as the receptionist at the Honda offices in Japan. It meets visitors, talks to them, and takes them to the correct rooms. ASIMO can also understand human gestures. So when visitors wave, it waves back!

In the future, robots will also do dangerous jobs such as putting out fires, rescuing people, or going to dangerous places. They may also teach in schools and help with operations in hospitals. Special robot arms already make cars, and in the future, more things in factories will be made by robots.



3 Read again and match.

- | | | |
|--|----------------------------|-----------------------------|
| 1 ASIMO can move ... | <input type="checkbox"/> d | a in Japan. |
| 2 ASIMO works in the Honda offices ... | <input type="checkbox"/> | b make things in factories. |
| 3 Robots can already ... | <input type="checkbox"/> | c to do dangerous jobs. |
| 4 In the future they will be able ... | <input type="checkbox"/> | d like a human. |

4 Think! What things would you like robots to do in the future? What would you not want them to do? Why?

Project


1 Listen and check (✓) seven things that ASIMO can do. 77

- | | | | | | |
|--------------|-------------------------------------|------------------|--------------------------|-------------|--------------------------|
| talk | <input checked="" type="checkbox"/> | write letters | <input type="checkbox"/> | go upstairs | <input type="checkbox"/> |
| run | <input type="checkbox"/> | switch on lights | <input type="checkbox"/> | drive a car | <input type="checkbox"/> |
| carry things | <input type="checkbox"/> | swim | <input type="checkbox"/> | open doors | <input type="checkbox"/> |
| play sports | <input type="checkbox"/> | do homework | <input type="checkbox"/> | play guitar | <input type="checkbox"/> |


2 Project. Design and make a robot.



Make and decorate your robot.

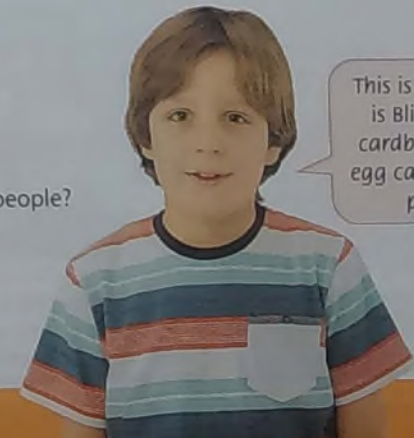


Write about what your robot can and can't do.



3 Present your project.

- 1 Describe your robot.
- 2 How did you make it?
- 3 How will your robot help people?
- 4 What else can it do?



This is my robot. Its name is Blink. I made it with cardboard, tin cans, and egg cartons. Blink will help people. It will...

9 Something new to watch!

Lesson One Words

1 Listen, point and repeat. 78



cartoon



radio



camcorder



the news



documentary



channel



advertisement



remote control



TV show



cell phone

2 Listen and read. 79

1 Aunt Why are you arguing? Please give me the remote control.

2 Leo I turned on the TV to watch the basketball game. But Max turned it off to play a video game.
 Amy Well, my favorite show is on now. Can I watch it, please?
 Holly I want to watch it, too!

3 Aunt Let's find something new to watch. How about this new DVD?
 Max What is it?
 Aunt Put it on. Then you'll see.

4 Leo It's the DVD of our vacation. Wow!
 Max Thanks. This is much better than playing a video game.
 Aunt And it's much better than arguing!

Lesson Two Grammar 1

- 1 Listen to the story again and repeat. Act.
- 2 Read and learn.

Infinitive of purpose

I turned on the TV **to watch** sports.
 We went in the boat **to see** the dolphins.

Use **to + the base form** of the verb for a purpose or a reason.
to + base form = infinitive (e.g., *to watch*)



3 **Speaking** Match and say.

- 1 He turned on the radio
- 2 She watched a documentary
- 3 I turned on the TV
- 4 We use the computer
- 5 I use my cell phone

- a write emails.
- b play the DVD.
- c speak to my friends.
- d learn about dolphins.
- e listen to music.

He turned on the radio **to** listen to music.

4 Read and number. Then write.

to see to show to listen to change to take

- 1 On vacation, we made a video to show all our family and friends back home.
- 2 He looked in the newspaper _____ what was on TV.
- 3 I don't have a camera, but I can use my cell phone _____ photos.
- 4 I don't like this TV show. Where's the remote control _____ the channel?
- 5 I have a new MP3 player _____ to my music.



1 Read and learn.

How often ... ?

How often do you watch TV?

I watch it every day.

I watch it three times a week.

I never watch TV. We don't have one.

I watch a documentary once a week.

I buy a new CD twice a year.

1x = once 2x = twice 3x = three times

4x = four times 0x = never

2 Speaking Ask and answer.

How often do you ...

watch a movie? use a camcorder? play computer games?

watch the news? listen to the radio? use a cell phone?

3 Now write sentences about how often you and your friend do these things.

I watch a movie once a week, but Andy watches a movie three times a week.

4 Listen and sing.

How often ... ?

How often do you watch cartoons?

Three times a week.

Three times a week.

I watch cartoons three times a week.

How often do you watch a movie?

Once a week ...

I watch a movie once a week.

How often do you go to the beach?

Twice a year ...

How often do you see your friends?

Every day ...

1 Listen, point, and repeat.

mother

father
September



visitor

doctor
actor



2 Listen and read.



In September, I will have a new teacher at school. Her name is Mrs. Butler.



When we have a visitor, my mother and father prepare a fantastic dinner.



My older brother is an actor. He'll be in a play in October. He is a doctor in the play.

3 Read again. Circle the words ending with er and underline the words ending with or.

4 Match and write.



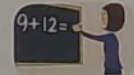
visit



doct



moth



teach



act



Decemb

er

or

1 visitor

2 _____

3 _____

4 _____

5 _____

6 _____

Skills Time!

Lesson Five

Reading

- 1 Which TV show would you like to watch? Why? 2 Listen and read. 83

Tonight's TV!

Channel 1	Channel 2	Channel 3	Channel 4
<p>4:00 Movie Charlie and the Chocolate Factory</p> <p>Charlie is always dreaming about candy. But he can't buy any because he and his family are so poor. Then Willy Wonka puts golden tickets inside his candy bars for a competition. But how can Charlie buy a candy bar? And will he win a visit to the chocolate factory?</p> 	<p>4:15 Cartoon Tom and Jerry</p> <p>Tom is a bad cat who likes chasing a mouse called Jerry. Jerry is small but he is also brave and clever. He likes to play tricks on Tom and find ways to run away.</p> 	<p>6:00 Sports Yankees vs Red Sox</p> <p>Live baseball continues tonight! The New York Yankees take on the Boston Red Sox in an important game to prepare for the play offs. The game starts at 6:20 at Yankee Stadium in New York. Enjoy!</p> 	<p>6:00 Documentary The World Under the Ocean</p> <p>Discover what life is like under the ocean. Jill Turner explores the Pacific Ocean. Here she meets amazing fish, starfish, and sharks. How do these animals live in their underwater world?</p> 

- 3 Underline these words in the text. Guess their meanings and then check them in the Workbook 4 Dictionary (page 136).

live poor ticket stadium plays tricks on explore

- 4 Read again and complete the sentences.

- Charlie doesn't buy candy because he is poor.
- The mouse plays tricks on the _____.
- The game starts at _____.
- The show about the Pacific Ocean is a _____.

Lesson Six

Listening

- 1 Listen and write S (Stacy), J (James), E (Emily), or K (Kai). 84



- 2 Listen again and write T (true) or F (false).

- Kai sometimes watches cartoons. F
- He watches TV after school. _____
- Stacy's favorite show was on last week. _____
- She learned about different planets. _____
- James only likes watching sports. _____
- The Chicago team won. _____
- The movie was on a Sunday. _____
- Emily saw a movie about superheroes. _____

Speaking

- 3 Ask and answer.

Tell me about your favorite TV show.

My favorite TV show is ...

What channel is it on? It's on ... I watch it at ...

When's it on? It has ... It's about ...

Writing preparation

The prefix *un-* changes a word so it means the **opposite**.

lucky
unlucky = not lucky

- 4 Write the words. Add *un* to change the meaning.


- happy unhappy
- friendly _____
- well _____
- safe _____
- clean _____
- comfortable _____
- kind _____
- popular _____

Complete the writing tasks on pages 76-77 of the Workbook.

pages 76-77

1 Complete the crossword.

Down



Crossword grid with the following letters filled in:

- Down 1: p, a, s, s, e, n, g, e, r
- Down 2: s
- Down 3: p
- Down 4: s
- Down 5: t
- Down 6: n
- Across 1: p
- Across 2: s
- Across 3: a
- Across 4: n
- Across 5: a

Across



2 Write.

channel TV show camcorder the news **cartoons** documentary

I sometimes watch ¹ cartoons after school, before I do my homework. I love *Bugs Bunny!* But my favorite ² _____ is a game show on Saturdays. When it's finished, my sister changes the ³ _____ to watch her favorite show. It's a ⁴ _____ about life in space.



Sometimes on Saturday evenings, my family and I all watch a movie together. My dad took his ⁵ _____ on vacation, so last Saturday, we watched a DVD of us! It was really fun. Then my parents watched ⁶ _____. They watch it every evening.

Read and circle. Then ask and answer.

- How **much** / **many** time are you at school every day?
- How **much** / **many** pens are there in your pencil case?
- How **much** / **many** books do you have on your desk?
- How **much** / **many** money do you have in your pocket?

4 Write. many some any lots of

Pete Do you have ¹ any tickets for the game next month?
Assistant Yes, of course. You're very early. We still have ² _____ tickets left. How ³ _____ do you want?
Pete Four, please. Sue, do you have ⁴ _____ money you can give me until tomorrow? I want to buy all the tickets today.
Sue Sorry, Pete. I don't have ⁵ _____ money today. But we have ⁶ _____ time. Let's come back tomorrow.
Pete OK. Thanks.



5 Write. will won't

When I grow up, I ¹ won't have to go to school every day, but I ² _____ have to go to work. I want to be a pilot, so I ³ _____ have to wear a pilot's uniform. When I'm a pilot, I ⁴ _____ travel all around the world and I ⁵ _____ see lots of places. I ⁶ _____ work in an office, but I ⁷ _____ sometimes work at night. You have to be very smart to be a pilot, so I ⁸ _____ have to work hard at school.



6 Complete the words. au aw or er or



I like sauce on my noodles.



When I grow up, I want to be a doct_____.



For my birthday, I got a jigs_____ puzzle.



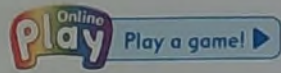
I get up every m_____ning at five past six.



There are thirty days in Septemb_____.



My favorite sp_____t is swimming.



10 I've printed my homework

Lesson One Words

1 Listen, point, and repeat. 15



printer



screen



mouse



click on



log on



speakers



click on



save a document



memory stick



search the Internet

2 Listen and read. 20

1

Holly We've finished our homework. Can we play now?
 Mom Have you turned off the computer and the printer?
 Max No, we haven't.
 Mom Go and turn them off first, please.

2

Mom But you've made a mess in here. Please put away these books and papers first. It won't take you long. Then you can play.
 Max OK, Mom.

3

Two hours later ...
 Mom This is amazing! You've worked really hard!
 Holly Look! I've put all the books into alphabetical order. And Max has organized the cabinet.

4

Mom Fantastic. Now you can play!
 Max After all that housework, I'm too tired now.
 Holly Me, too.

1 Listen to the story again and repeat. Act.

2 Read and learn. (Irregular verb list Workbook 1) page 135

Present perfect: affirmative

We've finished our homework.

He's put the books on the shelves.

You've made a mess.

Use the present perfect for actions in the past that are still true now.

I've cleaned my room.

This means the room is clean now.

Present perfect = have / has + past participle (pp)

Regular past participles = printed, saved, logged off

Irregular past participles = make - made, put - put



3 Underline *have / has* and circle the past participle.

1 We've saved our documents.

2 He's made a mess.

3 I've put the speakers on the shelf.

4 She has printed her homework.

4 Write.

Tom Can we play with our friends outside now?

Mom Have you finished everything?

Tom Yes, I've finished (finish) my homework and I ² _____ (print) it.

Mom What about Sophie?

Tom She ³ _____ (save) hers on a memory stick.

Sophie And we ⁴ _____ (log off) and we ⁵ _____ (turn off) the printer.

Mom Very good. You can go outside and play now.



1 Read and learn.

Present perfect: questions, answers and negatives

Have you **seen** my new speakers?

No, I **haven't**. Please show me.

Has she **done** her homework?

Yes, she **has**. But she **hasn't** printed the document.

see – seen (pp)

do – done (pp)

2 **Speaking** Ask and answer.

Ryan's chores
 clean room ✓
 do homework ✓
 wash the dishes x
 make lunch ✓
 put clothes away x

Have you cleaned your room?

Yes, I have.

3 Now write about what Ryan has and hasn't done.

He has cleaned his room and ...

4 Listen and sing. 87

I've really tried!

I've tried to print my work.
 I've turned the printer on.
 There's paper in the printer.
 But something's wrong.

Have you saved your work
 On a memory stick?
 Have you moved the mouse
 And remembered to click?

You haven't checked the printer.
 It needs more ink.
 Look at the ink button.
 Can you see it blink?

I tried to print my work.
 But something was wrong.
 There wasn't any ink.
 And that was what was wrong.



1 Listen, point, and repeat. 88

hurt

Thursday
 nurse
 curtains



circle

girl
 shirt
 bird



2 Listen and read. 89



Last Thursday, this girl hurt her arm. She had to see the nurse. The girl was sad because it was her birthday.



Today was the first time I wore my purple skirt and new green shirt. Look! The skirt has lots of circles on it.



My curtains are purple. Look! There are lots of birds on them.

3 Read again. Circle the words with *ur* and underline the words with *ir*.

4 Complete the words with *ur* or *ir*.



curtains



Saturday



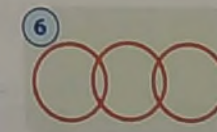
bird



skirt



nurse



circles



first



shirt

Skills Time!

Lesson Five

Reading

- 1 Look at the email. What is it about?
- 2 Listen and read. 90

What is an email?

An email is a message sent from one computer to another. The

How to send an email

- 1 First, use your mouse and click on *To*. Type the person's email address.
- 2 Now click on *Subject* and write what the email is about.
- 3 Write your message.
- 4 You can also send photos with your email.
- 5 Finally, click on *Send* to send your message to your friend.

1 To: Kate@cyberspace.com

From: Lucy

2 Subject: Re: My birthday

3 Hi Kate,
Thanks for the invitation to your bowling party. Yes, I can come. You know I really like bowling! I'm really looking forward to seeing everyone on your birthday. It will be really fun. I can't wait! Did you have a good vacation?
See you on Saturday.
From Lucy

Hi Lucy,
It's my birthday next week and I'm having a bowling party on May 8th at the Bowlplex. The bowling starts at 3 o'clock and there will be drinks and birthday cake afterwards. I hope you can come!


Kate

- 3 Underline these words in the text. Guess their meanings and then check them in the Workbook 4 Dictionary (page 136).

type the email address subject attach a photo
send a message click on

- 4 Read again and match.

- 1 You write the person's email address here.
- 2 You write what the email is about here.
- 3 You send your message by clicking on this.
- 4 You add pictures with this.



Lesson Six

Listening

- 1 Listen and number. 91



- 2 Listen again and write *D* (Danny), *K* (Kate), or *M* (May).

- 1 _____ blew out candles at her party.
- 2 _____ sent an email after his party.
- 3 _____'s party was last Saturday.
- 4 _____ loves singing.
- 5 _____ came in third.
- 6 _____ and his friends ate candy.

Speaking

- 3 Ask and answer about a party you went to.

- 1 When was the party?
- 2 Whose party was it?
- 3 What did you do?
- 4 What did you eat and drink?
- 5 What did you wear?
- 6 Was it fun?

When was the party?

It was last week.

Writing preparation

Different words (**parts of speech**) in a sentence do different things. The **verb** shows the action in the sentence. The **subject** does this action. The **object** receives the action. The object is usually **after** the verb.

She **sends** emails.
S V O

- 4 Look at the sentences. Write *S* (subject), *V* (verb), and *O* (object).

- 1 Beth types her homework.


S

- 2 Rita makes photo albums.

- 3 Dan is playing computer games.

Complete the writing tasks on pages 84–85 of the Workbook.

pages 84–85



Everyday English

1 Watch and listen. Read and say. 92



Tom: What's on TV?
Anna: Basketball. I can't stand sports on TV.
Tom: OK. Let's change the channel.



Anna: Pass me the remote control, please.
Tom: I love cartoons. Let's watch this!
Anna: Yes, that's a great idea.

2 Watch and listen. Write T (true) or F (false). 93

- 1 Anna and Tom love old movies. F
- 2 Anna wants to change the channel. _____
- 3 Tom can't stand documentaries. _____
- 4 The cartoon is on Channel 3. _____

3 **Speaking** Talk with your friend.

soccer basketball cycling swimming documentaries
 the news advertisements cartoons movies



What's on TV?

Let's change the channel!

A movie! I love movies.



Cycling. I can't stand cycling on TV.

OK. Pass me the remote control, please.

Great! Let's watch this.

Craft

1 Watch the story again. Act.

2 Make a TV.



1 Color and cut out the remote control. Cut out the TV. Cut the dotted slot lines.



2 Color and cut out the TV shows. Slot them into the TV.

3 **Speaking** Ask and answer with your friend.

Let's turn on the TV.

A movie. I can't stand this movie.

There are usually cartoons on Channel 7.

This is better. I love this TV show.

OK. Try Channel 2. What's on?

Let's change the channel to find cartoons.

Pass me the remote control, please.

So do!!



11 Have you ever been ...?

Lesson One Words

1 Listen, point, and repeat. 94



town



ocean



volcano



village



oasis



rainforest



capital city



desert



island



cave

2 Listen and read. 95

1 **Teacher** Today, we have a special guest. This is Mat Jones and he lives in our town, but he has been somewhere very exciting. Let's see if you can guess where. Who wants to ask the first question?

2 **Max** Have you ever been to space?
Mat No, I've never been to space.
Amy Have you been to the bottom of the ocean?
Mat No, I haven't.

3 **Girl** What about mountains? Have you ever climbed a really high one?
Mat Yes, I have. But I usually climb a special type of mountain. The mountains I climb get hotter as you go up!

4 **Max** I know! Have you climbed a volcano?
Mat Yes, that's right! Here is a photo of the top of a volcano. It was dangerous, so I had to be very careful!

Lesson Two Grammar 1

- 1 Listen to the story again and repeat. Act.
- 2 Read and learn.

Present perfect: ever

Has he **ever** been to a desert?

No, he hasn't.

Has he **ever** climbed a volcano?

Yes, he has.

Have you ever been to space?



Use Have you **ever** ... ? to mean *in your life up to now*.

go - been (pp)

3 Write. some mountains a desert an oasis space



Have you ever been to a desert?

Yes, I have.



Yes, I have.



No, I haven't.



No, I haven't.

4 **Speaking** Ask and answer with your friends.

a rainforest a desert the ocean an airport
 space a cave some mountains a volcano

Have you ever been to ... ?

Yes, I have. / No, I haven't.

1 Read and learn.





Present perfect: never

I've **never** seen a volcano.
 She's **never** been to the bottom of the ocean.
 We've **never** fallen in the mountains.

Use **never** to talk about things you **have not done** in *your life up to now*.

see – **seen** (pp)
 go – **been** (pp)
 fall – **fallen** (pp)


2 **Speaking** Choose a person. Ask and answer.

	 Dave	 Alice	 Dom	 Libby
climbed a mountain	✓	✓	✗	✓
been to space	✓	✗	✓	✓
been to a desert	✓	✓	✓	✗
seen gorillas in a rainforest	✗	✗	✓	✓

This person has climbed a mountain and been to the desert, but has never been to space or seen gorillas in a rainforest.

It's Alice!

3 Now write sentences about what the people have and have never done.


4 Listen and sing.  96


One day soon

I've never been to the moon,
 Or been in a balloon.
 But maybe, maybe,
 I will one day soon.

I've never played in the snow,
 Or seen a volcano.
 But maybe, maybe,
 One day I will go.

I've never been to France,
 Or seen a monkey dance.
 But maybe, maybe,
 I will get the chance.



1 Listen, point, and repeat.  97

feather


bread
 head
 heavy




spend

tent
 present
 help



2 Listen and read.  98



3 Read again. Circle the words with ea and underline the words with e.

4 Match and write.



ea



e



Skills Time!

Lesson Five

Reading

- 1 Look at the photographs. What are the men doing? 2 Listen and read. 99

Everest Expeditions

Mount Everest is the highest mountain in the world. It is named after George Everest, the first person to record its location and height.

The first people to climb to the top of Mount Everest were Sir Edmund Hillary and Tenzing Norgay.

Tenzing was a mountain climber from Nepal and Hillary was an explorer from New Zealand. They were part of a large expedition including 362 porters and 20 guides.

The expedition started in March 1953. It took the team many weeks to get close to the top of the mountain. Some of the climbers had to give up when their equipment didn't work and they couldn't get enough oxygen, but Hillary and Tenzing continued the expedition.

There was heavy snow and freezing winds, but by May 28th, Hillary and Tenzing were near the summit. They slept in a tent that night.

The next morning, Hillary's boots were frozen solid outside the tent! It took two hours to melt the ice and get the boots warm. Hillary and Tenzing climbed the last part of the mountain. They used ice axes to pull themselves up the icy rocks. On May 29th, they reached the summit. They stood on the highest point on Earth. Then Hillary took some photos and they buried some chocolates in the snow for future climbers. They only stayed at the top of Everest for about 15 minutes, because it was difficult to breathe. There isn't much oxygen at 29,028 feet!

Since then, many people have climbed Mount Everest. The oldest person to reach the summit was Yuichiro Miura, from Japan. He was 80 years old. The youngest person was Jordan Romero, from the U.S.A. He was 13.



- 3 Underline these words in the text. Guess their meanings and then check them in the Workbook 4 Dictionary (page 136).

location height oxygen expedition summit equipment frozen melt

- 4 Read again and put the sentences in the correct order.

- a Hillary and Tenzing slept in a tent near the summit.
- b A large expedition team started to climb Everest.
- c Hillary and Tenzing buried chocolates in the snow.
- d Hillary and Tenzing climbed the last part of the mountain.
- e Some of the climbers gave up.

Lesson Six

Listening

- 1 Listen and number. 100



- 2 Listen again and circle.

- 1 Hillary and Tenzing's backpacks weighed 14 / 40 kilos.
- 2 Sometimes the men had to climb walls of snow / ice.
- 3 Tenzing didn't know how to use an axe / a camera.
- 4 Hillary's friend brought snow / soup up the mountain for Hillary and Tenzing.

Speaking

- 3 Interview Edmund Hillary or Tenzing Norgay.

- 1 How many men took part in the expedition? 2 What did you eat?
- 3 What was the weather like? 4 Where did you sleep?

How many men took part in the expedition?

382 men ...

Writing preparation

The **first sentence** of each paragraph tells you what the rest of the paragraph is about. It is called a **topic sentence**.

Mount Everest is the highest mountain in the world. It is named after George Everest. He was the first person to record the location and height of the mountain.

- 4 Read the topic sentences and match them to the correct paragraph.

- 1 The expedition started in March 1953.
- 2 Since then, many people have climbed Mount Everest.
- The oldest person to reach the summit of the mountain was Yuichiro Miura, from Japan. He was 80 years old. ...
- It took the team many weeks to get close to the top of the mountain. ...


Complete the writing tasks on pages 92-93 of the Workbook.

pages 92-93

Art Time!

Topic: Australian Art

1 Listen, point, and repeat. 101



2 Listen and read. 102

AUSTRALIAN ART

The Aboriginals have lived in Australia for 50,000 years. Their art is the oldest type of art in the world.

The Aboriginal people told stories through art. The stories were very old and the paintings helped to pass them down from parents to children. The Aboriginals cut into rock to make pictures, painted on cave walls, and even painted on their bodies.

The stories were secret. Only chosen people could know the stories. For this reason, the Aboriginals used special symbols in their pictures. These symbols showed the different things and colors that existed around them.

An important type of Aboriginal art is dot painting. The dots are codes that only Aboriginal people can read to understand the story. The dots are made by dipping sticks into paint.

Now Aboriginal people often paint on canvas, making it easier for people to see and admire their work.

3 Read again and circle the correct word.

- 1 For thousands of years Aboriginals told stories through **books** / **art** / **sticks**.
- 2 They painted on their bodies and on **paper** / **canvas** / **cave walls**.
- 3 **Color** / **Codes** / **Rocks** in dot paintings helped people understand the stories.
- 4 Aboriginals used special **symbols** / **paints** / **sticks** to keep the stories secret.

- 4 **Think!** Why do you think the Aboriginal stories were secret?
Why does painting on canvas make it easier to see their art?

1 Listen and write T (true) or F (false). 103

- 1 Libby is painting dots. T
- 2 She makes the dots with a paintbrush.
- 3 Libby made the symbol for a girl.
- 4 Aboriginal paintings tell a story.
- 5 There will be a girl in Jake's painting.

2 Project. Make an Aboriginal dot painting.



Research about Australian animals. Think of a story. Use a pencil to draw symbols and patterns to tell your story.



Use a stick to paint your picture with colored dots. Then write your story.

3 Present your project.

- 1 What is the story about?
- 2 What symbols did you use?
- 3 What is your favorite part?

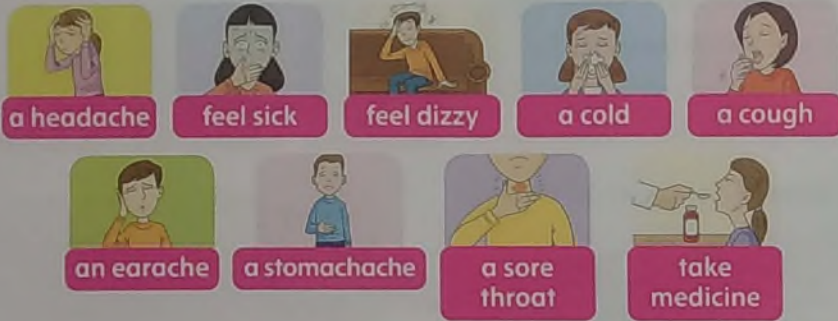


My Aboriginal painting is a story about a turtle. It is swimming in the ocean for a long, long time. This pattern is the symbol for water and...



12 What's the matter?

Lesson One Words

1 Listen, point, and repeat. 104



2 Listen and read. 105



- 1 Listen to the story again and repeat. Act.
- 2 Read and learn.

Should / shouldn't



You should drink some water.



You shouldn't eat lots of cupcakes.

Use should and shouldn't to say what is good and not good for you.

3 Write. should shouldn't

Max is ill. He has a stomachache.

- 1 Max should drink water.
- 2 He _____ play outside.
- 3 He _____ stay in bed.
- 4 He _____ eat candy.



4 Speaking Ask and answer.

a stomachache a cold a sore throat an earache



I have an earache.



You should / shouldn't ...



Lesson Three Grammar 2 and Song

1 Read and learn.

Could / couldn't

Max **couldn't** eat his dinner.
But he **could** eat lots of cupcakes.

Could and couldn't are the
past tense of can and can't.

2 Write. could couldn't can

Sue This is me when I was four.

Mai ¹ Could you swim when you were four?

Sue No, I ² _____, but I ³ _____ now. And you?

Mai Yes, I ⁴ _____. I learned to swim when I was two.

Sue ⁵ _____ you send emails when you were four?

Mai No, I ⁶ _____. But my brother showed me how to send emails last year.

Sue And how many languages ⁷ _____ you speak when you were four?

Mai Only one. But now I ⁸ _____ speak two!



3 **Speaking** Ask and answer. You can use some of these verbs.

read ride a bike use a phone write in English count to 100

What could you do when you were five years old? What couldn't you do?

When I was five, I could play all day, but I couldn't read.

4 Listen and sing. 106

When I was a baby

When I was a baby, I could sleep and dream.
I could only drink milk and cry and scream.

When I was a baby, I couldn't talk.
I couldn't go to school and I couldn't walk.

But now that I am older, I can go to school.
I can read and play. Growing up is cool!



Lesson Four Phonics and Spelling

1 Listen, point, and repeat. 107

candle

castle
table
people



sandal

animal
hospital
cereal



2 Listen and read. 108



Many years ago, some people lived in castles.

Look at the picture. Can you see a woman wearing a purple dress and sandals?

On the table there is a bowl of apples and a basket full of cereals. There are lots of candles because there weren't any lights many years ago.

2 This hospital is for animals. Vets work here and many sick animals stay here to get better.



3 Read again. Circle the words ending in *le* and *al*.

4 Now write the circled words in the correct boxes.

le

people

al

Skills Time!

Lesson Five

Reading

- 1 Look at the text and pictures below. Say three ways to stay healthy.
- 2 Listen and read. 109

How to stay healthy

We all want to be fit and healthy, so here are some tips to help.

Get lots of exercise

Watching TV or playing computer games won't make you fit, but playing sports will. You can join a club or play with your friends in a park. If you don't like team sports, you can walk to school, go swimming, or try skating instead. Regular exercise makes you feel stronger and gives you more energy.

Eat a healthy diet

Candy, chocolate, and chips are fun to eat sometimes, but it is not good to eat them every day. These foods contain too much sugar, fat, or salt. Make sure you eat vegetables, such as cabbage, with every meal, and plenty of fruit, too. Fruit and vegetables help you stay healthy and grow strong.

Drink lots of water and milk

Water or juices are better for you than soda because soda contains lots of sugar. Eating a lot of sugar is bad for your teeth. One can of cola contains about nine teaspoons of sugar! Milk is good because it contains lots of calcium. You need calcium to help your 206 bones to grow and keep your teeth strong.

There is this much calcium in a serving of ...



- 1 a glass of milk
- 2 two sardines
- 3 cabbage
- 4 cheese
- 5 yogurt
- 6 beans

- 3 Underline these words in the text. Guess their meanings and then check them in the Workbook 4 Dictionary (page 136).

healthy fit energy chips sugar cabbage calcium sardine

- 4 Read again and complete the sentences.

- 1 Walking and skating are types of exercise.
- 2 You should eat _____ with your meal.
- 3 There is a lot of _____ in soda.
- 4 _____ has a lot of calcium.
- 5 Vegetables help you to stay _____.
- 6 Calcium keeps your _____ strong.

Lesson Six

Listening

- 1 Listen and number. 110



- 2 Listen again and write T (true) or F (false).

- 1 Joe feels tired when he gets to school. _____
- 2 Sarah is healthier now. _____
- 3 Ella doesn't like soda. _____
- 4 Pete never eats candy. _____

Speaking

- 3 What do you do to be healthy? Ask and answer.

- 1 What exercise do you do?
- 2 What healthy food do you eat?
- 3 What do you drink?
- 4 How can you be more healthy?

What exercise do you do?

I ride my bike and I go swimming ...

Writing preparation

We can use a **conjunction** to join two sentences. **Because** shows the reason for something.

Milk is good **because** it contains lots of calcium.

So shows the results of something.

We all want to be healthy, **so** here are some tips to help.

Use a comma before **so**.

- 4 Match the sentence halves.

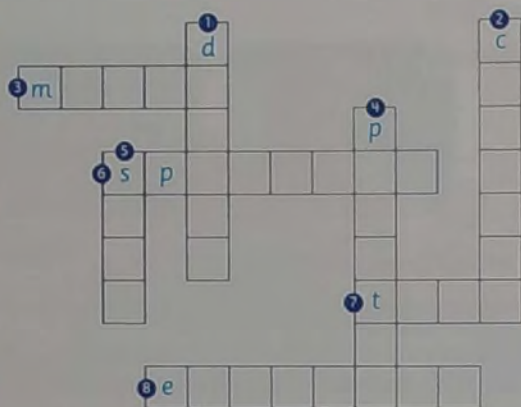

- 1 I drink lots of milk d
 - 2 There is lots of sugar in candy, b
 - 3 You should eat lots of fruit c
 - 4 Playing sports makes you feel strong, a
- a because it is good for you.
b so you shouldn't eat it every day.
c so try doing some regularly.
d because I want strong bones.

Complete the writing tasks on pages 100–101 of the Workbook.


pages 100–101

1 Complete the crossword.

Down




Across



2 Write. cough a sore throat take medicine felt sick an earache

Today, four children in my class weren't at school because they were ill. Sandy didn't go to school because she had ¹ an earache. She had to stay in bed all day. Emma had a bad ² _____ and had to ³ _____. Billy ate some bad food and he ⁴ _____. He had to drink lots of water. And Maria had ⁵ _____ and she had to eat special candy. It was quieter than usual at school today!



3 Read and circle.



When I had a bad cold, I ¹ could / ~~couldn't~~ go to school and I ² could / ~~couldn't~~ see my friends. But I ³ could / ~~couldn't~~ stay at home and watch TV. My mom said I ⁴ should / ~~shouldn't~~ drink lots of water and I ⁵ should / ~~shouldn't~~ take some medicine. She said I ⁶ should / ~~shouldn't~~ play outside because this makes the cold worse.

4 Write.

do have (x2) finish make have not put on find

Mom Are you ready for school?
 Girl I've ¹ finished my breakfast and ² _____ my bed.
 Mom Have you ³ _____ your school bag?
 Girl Yes, I ⁴ _____. It was under my bed.
 Mom Has Jamie ⁵ _____ his homework?
 Girl Yes, he ⁶ _____.
 Mom And has he ⁷ _____ his shoes?
 Girl No, he ⁸ _____ put on his shoes. He can't find them!
 Mom Oh no! Please hurry up!



5 Complete the sentences.

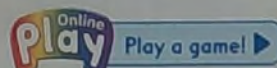
desert space the moon Spain rainforest Egypt



Has she ever been to a rainforest?
 Yes, she has. But she's never been to a desert.
 Has he _____?
 Yes, he has. But he's _____.
 Have they _____?
 No, they haven't. But _____.

6 Complete the words.

ur ir ea e



Lesson One Words

1 Listen, point, and repeat. 111



smoothie



milk



fridge



pour



blender



strawberry



chop



lid



mango



peel

2 Listen and read. 112



- 1 Listen to the story again and repeat. Act.
- 2 Read and learn.

Object pronouns

I Please help me!
You I'll help you.
He I can see him.
She I'll help her.
It Pour it in the blender.
They Chop them up.
We They saw us.



The **object** of a sentence can be replaced by a pronoun.
Can you get **some milk** from the fridge? Then **pour it** in the blender.

3 Read and circle.

- 1 I can hear my brother, but I can't see him / her / it.
- 2 I have a problem. Please help her / you / me.
- 3 Are you lost? I live here. I can show us / you / them the way.
- 4 Is that your coat? Please put it / them / you in the closet.
- 5 Please can you get the tomatoes out of the fridge and wash it / you / them?
- 6 We want to make smoothies, Mom. Can you help us / you / them?

4 Write. me them her you



Look at me.
I've made a great smoothie!



You can go and play with _____ now.



Can I help _____, Dad?



Where's your sister? I can't find _____.

1 Read and learn.

Relative pronouns

This is the boy. He didn't put the lid on.
 This is the boy **who** didn't put the lid on.
 This is the smoothie. It was in the blender.
 This is the smoothie **that** was in the blender.

Relative pronouns join two sentences together.
 Use **who** for people.
 Use **that** for things.

2 **Speaking** The story of a smoothie. Say what happens in the pictures.

who that

- 1 boy / make / the smoothie
- 2 mom / buy / bananas and milk
- 3 supermarket / sell the bananas
- 4 ship / carry the bananas
- 5 bananas / grow on the trees
- 6 farmer / look after the trees



This is the boy who made the smoothie.

3 Now write your sentences.

4 Listen and sing. 113

This is the boy ...

This is the boy who dropped the milk,
 Dropped the milk, dropped the milk,
 This is the boy who dropped the milk,
 On the floor.

This is the girl who fell on the milk, ...
 On the floor.

This is the boy who helped the girl, ...
 Up from the floor.

This is the boy who cleaned up the milk, ...
 From the floor.



1 Listen, point, and repeat. 114

tunnel

camel
towel
travel



lentils

pencil
April
pupil



2 Listen and read. 115

1

I'm a pupil. Today, I have a sports lesson, so I have my sneakers and towel in my bag, as well as books and pencils. I go to school by bus. On the way to school, the bus goes through a long tunnel.

2

My birthday was on April 19th. Mom made my favorite meal: lentils with chicken and rice. Then we went to the zoo and I rode on a camel.

3 Read again. Circle the words ending in *el* and underline the words ending in *il*.

4 Complete the words with *el* or *il*.

1 cam el

2 penc il

3 pup il

4 tow el

5 trav el

6 tunn el

7 lent ils

8 **THE 4TH MONTH**
Apr il

Skills Time!

Lesson Five

Reading

- 1 Look at the text. Where do the two events happen? 2 Listen and read. 116

Child Heroes

Boy helps two friends

A very strong earthquake hit China on May 12th 2008. Lin Hao, a ten-year-old pupil, was very brave when his school collapsed in the earthquake. After climbing out of his school, he helped out two of his friends. Lin's arm hurt a lot, but he still



carried his friends. Because Lin was a hero of the earthquake, he carried the Chinese flag at the opening of the Olympic Games in August 2008.

Girl saves family

Early one morning, on December 26th 2009, a fire started at the home of Emilee Hartley in Maine, U.S.A. The fourteen-year-old girl was asleep, but the smoke alarm woke her up and she saw smoke in the kitchen.



Emilee ran upstairs to wake up her parents and three-year-old brother. She carried her brother downstairs while her parents called the firefighters. They couldn't get out of the door, so Emilee broke a window to carry her brother to safety.

The family home was destroyed, but because Emilee was so brave, no one was hurt.



- 3 Underline these words in the text. Guess their meanings and then check them in the Workbook 4 Dictionary (page 136).

hero earthquake collapse carry smoke asleep

- 4 Read again. Circle the wrong word and write the correct word.

- In May 2008, there was a strong (tsunami) earthquake.
- Lin Hao carried three of his friends. _____
- Lin carried the American flag at the Olympic Games. _____
- Emilee saw smoke in the living room. _____
- Emilee carried her sister out of the house. _____

Lesson Six

Listening

- 1 Listen and number. 117



- 2 Listen again and match.

- | | | |
|--|--------------------------|---------------|
| 1 This person sometimes works in dangerous places. | <input type="checkbox"/> | a doctor |
| 2 This person helps 25 people every day. | <input type="checkbox"/> | b teacher |
| 3 This person helps to make our cities and roads safe. | <input type="checkbox"/> | c firefighter |
| 4 This person likes making children smile. | <input type="checkbox"/> | d policeman |

Speaking

- 3 Think of a job. Ask and answer.

Does he work with ...
(a computer / people)?

Does he wear a ...
(uniform / hat)?

nurse	teacher	firefighter
mailman	pilot	farmer
actor	singer	server

Writing preparation

We can use a **subordinate clause** in a sentence to give more information. Again, we use **that** for things and **who** for people. We put two **commas** around the new information.
Lin Hao, **who** is a ten-year-old student, was very brave ...

- 4 Underline the subordinate clauses in these sentences.


Then say each sentence without the subordinate clause.

- This doctor, who works in a hospital, helps children.
- The earthquake, which was very strong, happened in China.
- This teacher, who teaches English, has 25 students in her class.
- The firefighter, who has a dangerous job, rescues people after storms.

Complete the writing tasks on pages 108-109 of the Workbook.

pages 108-109

Fluency Time! 5



Everyday English

1 Watch and listen. Read and say. 118



Miss Taylor: What's the matter?
 Anna: Tom fell down. He's hurt his leg.
 Miss Taylor: Where did it happen?



Tom: I fell down on the playground.
 Miss Taylor: Take Tom to the school nurse, please.
 Anna: OK, Miss Taylor. Come on, Tom.

2 Watch and listen. Complete the sentences with the words below. 119

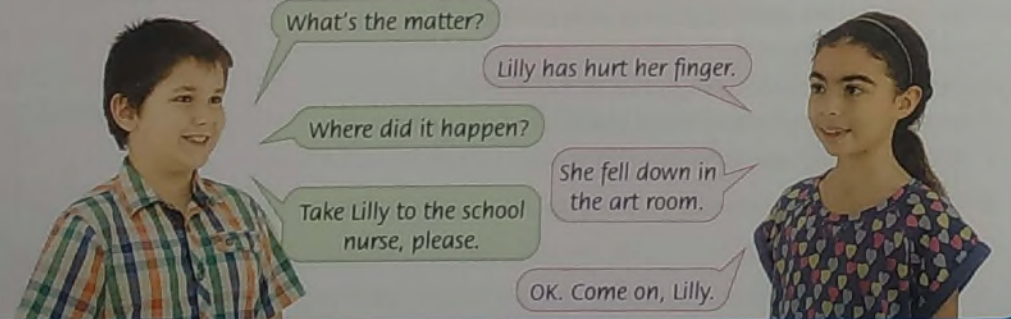
There are two extra words.

head nurse hand bag tennis wash

- 1 Anna's hurt her hand.
- 2 She fell down on the _____ court.
- 3 She tripped over a _____.
- 4 Tom will take her to the school _____.

3 **Speaking** Talk with your friend.


leg arm hand playground classroom sports field
 finger foot art room computer room




Craft

1 Watch the story again. Act.

2 Make a room cube.



1 Color the pictures of the rooms and parts of the body. Cut out the cube.



2 Fold the cube and glue the tabs. Roll the cube and do the activity.

3 **Speaking** Ask and answer with your friend.

Why aren't you doing P.E. today?

Because I hurt my arm.

What happened?

I fell down yesterday.

Where did it happen?

At home. I fell down in the bedroom.



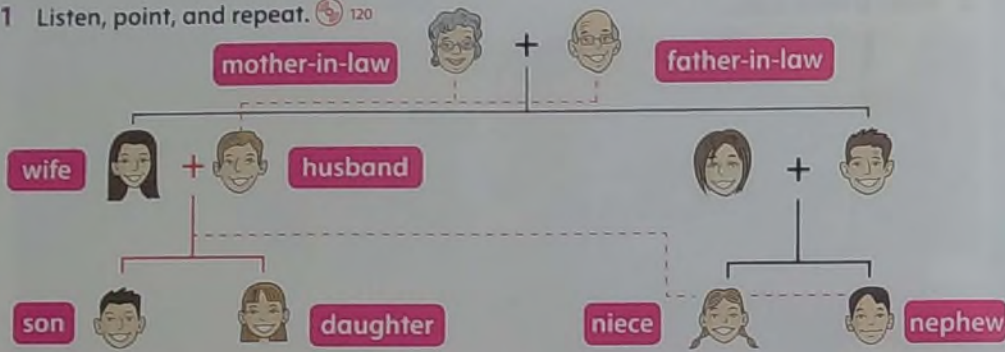
Craft: a room cube

14

We were fishing

Lesson One Words

1 Listen, point, and repeat. 120




2 Listen and read. 121



Aunt Why are you crying, Holly?
Holly Because you're all going back to Australia in two weeks!



Aunt Yes, it's sad. When did we last look at our photos?
Holly A long time ago.



Aunt Look at my funny son! He put on your jacket, Holly.
Holly And here he fell off his surfboard! Do you remember?
Max Yes! And at the zoo, the monkey took our things. That was really funny!



Holly I feel better now. But we'll miss you all so much.
Aunt And I'll miss my favorite niece and nephew, too. But I hope you'll visit one day.

- 1 Listen to the story again and repeat. Act.
- 2 Read and learn.

Past progressive

What **were** you doing?
 I **was** looking at photos.

He **wasn't** making a smoothie.
 He **was** making a mess.

Were they going to the train station?
 No, they **were**n't. They **were** going to the theater.

Use the **past progressive** to describe an action happening at a certain time in the past.



3 Write. ride visit look make read

What were the family doing at three o'clock yesterday afternoon?

- 1 Holly and her aunt were looking at the photo album.
- 2 Holly's parents _____ a friend in hospital.
- 3 Amy _____ a photo album on the computer.
- 4 Leo _____ his skateboard outside.
- 5 Max _____ a new book.



4 **Speaking** Look at the pictures again. Ask and answer.

- 1 Were Holly's parents going to the movies?
- 2 Was Max reading a new book?
- 3 Were Holly and her aunt taking photographs?
- 4 Was Amy making a photo album?
- 5 Was Leo riding his skateboard inside?

Were Holly's parents going to the movies?

No, they weren't. They were visiting a friend in hospital.

5 What were you doing at three o'clock yesterday afternoon?

1 Read and learn.

Dates

We say and write dates differently.

June 22nd 1997

June twenty-second nineteen ninety-seven

October 4th 2009

October fourth two thousand and nine

I was born ...

My dad was born in 1971.



Use the correct preposition with years and months:
He was born in 1971.
He was born on July 9th 1971.

2 Speaking Read the dates. Ask and answer.



Paul:
March 3rd 1999



Liz: 1950



Simon and Mat:
January 4th 2010



Alf: 1932

When was Paul born?

He was born on March 3rd, nineteen ninety-nine.

3 Write about when you and your family were born.

4 Listen and sing.

When Sally was born

What was Jim doing when Sally was born?
When Sally was born? When Sally was born?
What was Jim doing when Sally was born?
He was playing.



What was Kate doing when Sally was born ... ? She was reading.

What was Mike doing when Sally was born ... ? He was working.

1 Listen, point, and repeat.

addition

$$8 + 9$$


subtraction
invitation

fashion

cushion



2 Listen and read.




At school, we had a math competition. We had to do addition and subtraction. Carl won.



Leila got an invitation to a fashion show. There were lots of people there, so she sat on the floor on a cushion.

3 Read again. Circle the words with *tion* and underline the words with *shion*.

4 Look at the pictures below. Write the words in the correct box.



tion

shion

addition

Skills Time!

Lesson Five

Reading

- Describe what is happening in the picture.
- Listen and read. 125

My relatives are coming!

We're getting ready
For a really special day.
My relatives are arriving
And this is where they'll stay.

My aunt and my uncle
And my cousins Bill and Kate
Will be here for a week,
And I just can't wait.

My cousin Bill's a toddler
Who has just turned two,
He likes to scream and shout,
Just like normal toddlers do.

But he's really fun and cute
And he's learning to be good,
And I'm going to help him
Do all the things he should.

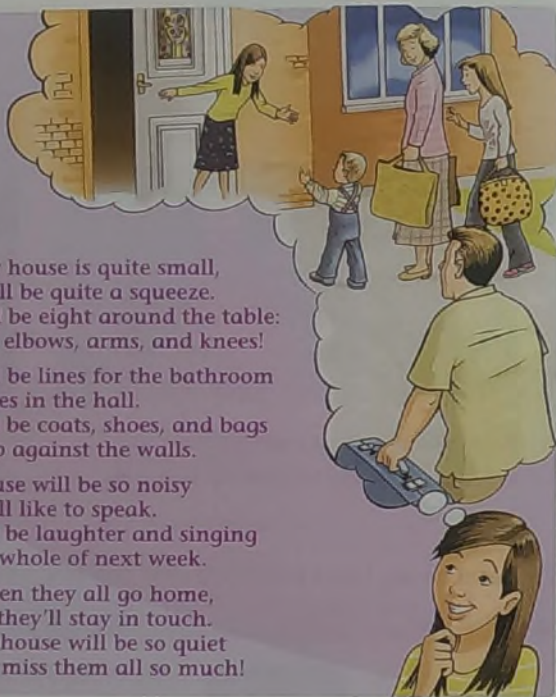
Kate will sleep in my room
On some cushions on the floor,
Aunt and Uncle in the lounge,
On a camp bed by the door.

But our house is quite small,
So it will be quite a squeeze.
There'll be eight around the table:
Sixteen elbows, arms, and knees!

There'll be lines for the bathroom
And lines in the hall.
There'll be coats, shoes, and bags
Piled up against the walls.

The house will be so noisy
As we all like to speak.
There'll be laughter and singing
For the whole of next week.

And when they all go home,
I know they'll stay in touch.
But the house will be so quiet
And I'll miss them all so much!



- Underline these words in the text. Guess their meanings and then check them in the Workbook 4 Dictionary (page 136).

relatives toddler normal cute squeeze
line stay in touch miss someone

- Read again and write short answers.

- How long will the relatives stay? A week.
- Is it a big house? _____
- What does everyone like doing? _____
- Is Bill always good? _____
- How will the house be after the visit? _____

Lesson Six

Listening

- Listen and number. 126



- Listen again. Write S (Stuart), E (Emily), or A (Anna).

- | | | | |
|--------------------------------------|--------------------------|------------------------------------|--------------------------|
| 1 Who helped look after animals? | <input type="checkbox"/> | 2 Who helped look after a child? | <input type="checkbox"/> |
| 3 Who went to a new country? | <input type="checkbox"/> | 4 Who usually has a party at home? | <input type="checkbox"/> |
| 5 Who had a brother three years ago? | <input type="checkbox"/> | 6 Who went surfing? | <input type="checkbox"/> |

Speaking

- Ask and answer. Talk about your happy memories.

- | | |
|---------------------------------|---------------------|
| 1 What is your happiest memory? | 2 When was it? |
| 3 Describe what happened? | 4 How did you feel? |

What is your happiest memory?

It's when I got my new bike ...

Writing preparation

What can you find in a **poem**?

Look at the poem again. The lines are in different parts, or **verses**.

Some poems **rhyme**. This means there are words which sound the same.

- Look at the poem again and answer the questions.

- How many verses are there in the poem? _____
- How many lines are there in each verse? _____
- Circle all the words that rhyme in the poem.
What pattern can you see? _____

Complete the
writing tasks
on pages
116–117 of
the Workbook.

pages
116–117

History Time!

Topic: The Gold Rush

1 Listen, point, and repeat. 127



gold



metal



mill



wagon



ship



pan

2 Listen and read. 128


THE GOLD RUSH

San Francisco is a big city in California, U.S.A. In the past, it was a tiny village. Then people found gold there! Between 1848 and 1855 over 300,000 people traveled to California to look for gold. This was the Gold Rush.

It started when James Marshall, who worked in a mill in California, saw little bits of shiny yellow metal in the river. He was very excited to find it was gold. Soon people started to arrive in California. They used special pans to look for the gold in the rivers. This was called *panning for gold*.

These people came from all around the world. Some were Americans, but many were Mexican, English, and Australian. The people looking for gold were called *prospectors*. Many traveled by ships and some traveled overland on horses and wagons.

After a few years, most of the gold from the rivers was gone. Although some prospectors got rich, most found very little gold and were very poor.



3 Read again and answer T (true) or F (false).

- 1 During the Gold Rush prospectors traveled to San Francisco to buy gold. F
- 2 Some of them traveled by sea and some came on horses and wagons.
- 3 San Francisco became a big city during this time.
- 4 Most prospectors were rich after the Gold Rush.

- 4 **Think!** Why do you think towns get bigger or smaller?
Is it always good for a town to get bigger? Why?

Project

1 Listen and circle the correct word. 129

- 1 Jake's project is about what happened in 1850 / 1950 / 1750.
- 2 Jake will do his project about Mexican / American / Canadian history.
- 3 People panned for gold in lakes / rivers / oceans.
- 4 Gold is heavier / lighter than sand and stones.
- 5 Life was very difficult / easy for the prospectors.

2 Project. Make an information poster.




What was happening in another country in the 19th century? Work in pairs. Decide what you want to research. Look at books and search the Internet.



Make a poster about what you find out. Glue or draw pictures.

3 Present your project.

- 1 What or who is your poster about?
- 2 Why did you choose this?
- 3 What happened, where, and when?



This is our poster. It's about Benito Juarez. We chose this because he is very famous and important in Mexico...

15 Good news, bad news

Lesson One Words

1 Listen, point, and repeat. 130



2 Listen and read. 131

1

Mom Listen, both of you. Your dad has something important to tell you.
Dad Well, when I was working this morning, the phone rang. It was my boss. I had to go to his office. I was a little worried.

2

Dad But they were smiling when I went in. And that's because ... I have a new job: a better one!
Max Great, Dad!

3

Dad There's some good news and some bad news.
Max Oh, no. What's the bad news?
Dad You'll have to change schools and say goodbye to your friends.
Holly Huh! Really?

4

Max And the good news?
Dad The good news is that the new job is in ... Australia! You will go to school with your cousins.
Holly So we'll all be together again!
Max Yippee!

- 1 Listen to the story again and repeat. Act.
- 2 Read and learn.

Simple past and past progressive



When I **was working** the phone **rang**.



They **were smiling** when I **went in**.

When can go at the beginning or the middle of a sentence. Use a comma after the first verb if a sentence **starts with When**.
I **was eating** **when** he arrived. **When** I **was eating**, he arrived.

3 Match and number the pictures.

- | | | |
|--------------------------------------|-------------------------|-------------------------------------|
| 1 I was waiting at the library | a he fell over. | <input type="checkbox"/> |
| 2 He was walking to work | b the author came in. | <input checked="" type="checkbox"/> |
| 3 The secretary was typing | c it started to rain. | <input type="checkbox"/> |
| 4 The soccer player was running | d the customer arrived. | <input type="checkbox"/> |
| 5 The mechanic was repairing the car | e her boss phoned. | <input type="checkbox"/> |



4 **Speaking** Point to the pictures and say.

I was waiting at the library when the author came in.

5 Now write the sentences with **When** at the beginning.

When I was waiting in the library, ...

1 Read and learn.

Grammar homophones: there, they're, their

There is some good news and some bad news.
They're very happy.
They will be with their cousins.



These three words sound the same but are spelled differently.
there – a place, or to say what is present
they're – short form of **they are**
their – shows possession by more than one person

2 Write. **there they're their**

The family is going to Australia. Look, ¹ there are six suitcases. Max and Holly have a suitcase each for ² _____ clothes and special toys. ³ _____ a bit nervous about living in Australia because everything will be so new and different. But ⁴ _____ very happy too, because ⁵ _____ cousins will help them. Together, they'll have lots of fun!



3 **Speaking** Now talk about the picture.

4 Listen and sing. 132

They're almost there!

There's a boy and there's a girl.
They're going to see their cousins.

They've packed their bags. They're almost there.
They're going to see their cousins.

They have their passports in their bags.
They're going to see their cousins.

They're as happy as can be.
They're going to see their cousins.



1 Listen and read. 133

vocabulary homophones



2 Listen and read. 134


1 	2 	3 	4
What can you see ? I can see a boat on the sea.	Can you hear some birds? Yes. They are here in this tree.	Where do you wear these clothes? I wear them at school.	Which hand do you write with? I write with my right hand.

3 Read again and circle the words from Exercise 1.

4 Write.

1 	1 Excuse me. <u>Where</u> is the bus station?	2 	2 We went to the beach and swam in the _____.
3 	3 I can _____ some great music.	4 	4 _____ is your passport.

Reading

- 1 Describe what is happening in the pictures. 2 Listen and read.  135

Three Wishes

Once upon a time, there was a poor fisherman. The fisherman's wife was usually angry because he didn't catch many fish.

One day, the man was fishing when suddenly, a little fish jumped into his net.

"My wife will be happy now," said the man, "we will eat this fish for dinner."

But then the fish spoke. "Please throw me back in the sea," it said, "and I will give you three wishes."



The fisherman was very surprised. "Great!" he thought. "I can make my wife very happy with three wishes."

Later, he told his wife about the fish. She wasn't happy.

"Fish don't speak, you silly man!" she said. "And now there isn't any fish for dinner."

The fisherman was hungry, and he looked at his dinner of bread and water.

"I wish we had sausages instead of bread and water," he said.

Suddenly, a plate of delicious sausages appeared on the table. He was very happy and started to eat.



But his wife shouted angrily, "Why didn't you wish for something better, like money or gold? You silly man! I wish those sausages were on the end of your nose!"

The man looked down at his nose and screamed. All the sausages were on the end of his nose.

The wife pulled and pulled, but she couldn't get the sausages off the man's nose. They had to use their last wish.

"I wish," said the fisherman sadly, "for the sausages to go away." Suddenly, the sausages disappeared.




Now they had no sausages and no wishes. And the fisherman never saw the fish again.

- 3 Underline these words in the text. Guess their meanings and then check them in the Workbook 4 Dictionary (page 136).

fisherman speak (spoke) silly surprised sausage delicious wish for pull

Listening

- 1 What do they wish for? Listen and write L (Lucas), R (Rosy), or A (Akram).  136



1 go to England

2 no hungry people in the world

3 camcorder

4 three more wishes

5 brother

6 no extinct animals

7 no earthquakes

8 MP3 player L

9 grandmother get better



Speaking

- 2 Imagine the fish is giving you three wishes. What are they? And why?

My first wish is for ... a computer because ...
My second wish is to ... visit a rainforest because ...
My third wish is for / to ... because ...

Writing preparation

We use **speech marks** to show that someone is speaking. A **comma** or a **question mark** is placed *inside* the speech marks.

"Fish don't speak," said the fisherman's wife.

We can also cut the sentence into two parts. Look at the punctuation!

"Please throw me back in the sea," the fish said, "and I will give you three wishes."

- 3 Circle the commas and question marks before the speech marks. Then underline the different verbs used.

1 "I wish these were sausages," he said.

2 "Why didn't you wish for something better?" asked the woman.

3 "You silly man," the fisherman's wife said.

4 "I wish," said the man sadly, "for the sausages to go away."

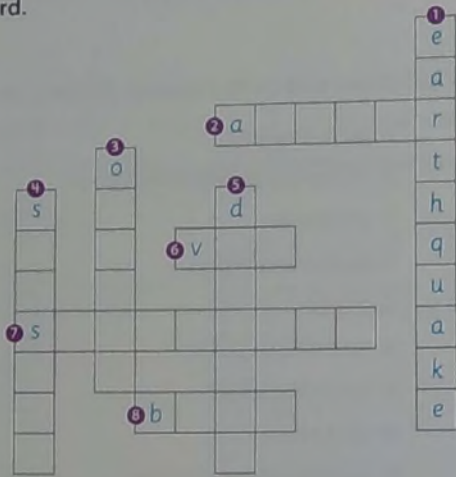
5 "My wife will be happy now," said the man, "we will eat this fish for dinner."

Complete the writing tasks on pages 124–125 of the Workbook.

pages 124–125

1 Complete the crossword.

Down



Across



2 Write. niece mother-in-law husband father-in-law wife nephew

Look! This is me with my ¹ husband, Len. These are Len's parents. Look! She is my ² _____ and he is my ³ _____. The man with black hair is my brother, Henry. He is standing with his ⁴ _____, Jane. Henry and Jane have two children. This girl is my ⁵ _____ and the boy is my ⁶ _____. His name's Patrick.



3 Read and circle.

Grandma and Grandpa are visiting. Lucy and Peter ask their mom, "Can you help ¹ us / we make some smoothies for Grandma and Grandpa?" Peter chops up a banana and puts ² them / it in the blender. Mom says, "Now you need to get the milk, Lucy." So Lucy pours ³ they / it into the blender. To help ⁴ she / her, Mom puts the lid on. When the smoothies are ready, Lucy and Peter take ⁵ they / them into the living room. "Are these for ⁶ us / we?" ask Grandma and Grandpa. "Thank you so much!"

4 Complete the sentences with *who* or *that*.

forty feet deep the race the volcano yesterday



This is the man who climbed the volcano.



This is the lake _____ is _____.



This is the girl _____ won _____.



This is the new library _____ opened _____.

5 Write.

- I was watching TV when my aunt arrived. (watch TV / arrive)
- She _____ when the phone _____. (lay the table / ring)
- When he _____, a fish _____ out of the water. (fish / jump)
- When I _____ my homework, the printer _____. (print / stop)
- They _____ lunch when Lucy _____ her glass. (eat / drop)

6 Complete the words.

el' tion il shion



1 Can you pass me my towel?



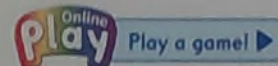
2 I am a pup _____ at Wood View Primary School.



3 This dress is the latest fa_____.



4 My math homework is to practice subtrac_____.



American 2nd Edition Family and Friends

Supporting all teachers,
developing every child

Teachers love Family and Friends. The clear structure, fast-paced language syllabus, engaging songs and stories, and comprehensive assessment package make it one of the world's most popular courses for young learners.

- NEW** Fluency Time! sections with functional language to build conversation skills
- NEW** Cross-curricular lessons develop presentation skills and critical thinking
- NEW** Systematic support for differentiated learning
- NEW** Interactive Online Practice and Online Play

For students



Student Book



Workbook
with or without
Online Practice



Online Play




eBooks



Online Practice



For teachers



Teacher's Book Plus
with Fluency DVD, Online Practice, and
Assessment and Resource CD-ROM & Audio CD




Oxford iTools
Digital Classroom Resources



Class Audio CDs

Also available

- Grammar Friends
- Readers
- Oxford Primary Skills: Reading and Writing



Teacher's Resource Pack
with Story Posters, Phonics Cards, and Flashcards

OXFORD
UNIVERSITY PRESS

oxfordparents
Help your child with English
www.oup.com/elt/oxfordparents



SHARING learning TOGETHER

ISBN 978-0-19-481646-5



9 780194 816465