

American

2nd Edition

1

Family and Friends

Student Book



with
DIGITAL
PACKAGE



OXFORD

Naomi Simmons

Scope and sequence




Starter: Hello!		p.4	
Hello. Goodbye. How old are you? I'm ...		How are you? I'm fine, thank you. Numbers 1-10	
		What's your name? My name's ... Days of the week	
		Colors of the rainbow	
Words	Grammar	Phonics	Skills
1 What's this?	School things p. 8	What's this? It's a pen.	Initial sounds: a b c d Aa: apple Bb: bird Cc: cat Dd: dog Reading: a description Listening: identifying objects Speaking: What's this? It's ... Writing: counting words in a sentence, writing about my school things (Workbook)
Fluency Time! 1	p. 14	Greetings	Craft: a face mask
2 Playtime!	p. 16	Toys my / your Is this your teddy bear? Yes, it is. No, it isn't.	Initial sounds: e f g h Ee: egg Ff: fig Gg: goat Hh: hat R: a poem: "My favorite things" L: identifying favorite things S: What's your favorite ...? W: dividing sentences into words, writing about my favorite toys (WB)
Math Time!	p. 22	Addition	Project: a math board game
3 This is my nose!	p. 24	My body arm / arms This is ... These are ...	Initial sounds: j / k / l Jj: jelly Kk: kite Ll: lion R: instructions L: identifying different animals S: describing an animal's features W: identifying full sentences, writing about my body (WB)
Review 1	p. 30		
4 He's a hero!	p. 32	Jobs She's / He's a teacher. Is she / he a teacher? Yes, he / is. No, he / isn't.	Initial sounds: m n o p Mm: man Nn: nurse Oo: orange Pp: pen R: an autobiography L: identifying people by their jobs S: Is he a doctor? W: capital letters and periods, writing about my family (WB)
Fluency Time! 2	p. 38	Introductions	Craft: a finger puppet
5 Where's the ball?	p. 40	The park Where's the ball? in / on / under	Initial sounds: q r s t u Qq: queen Rr: rabbit Ss: sofa Tt: tiger Uu: umbrella R: a puzzle text L: identifying objects by location S: Where's the kite? W: capital letters at the start of names, writing about the park (WB)
Art Time!	p. 46	Colors	Project: a rainbow
6 Billy's teddy bear!	p. 48	My family Possessive 's	Initial sounds: v w x y z Vv: van Ww: window Xx: box Yy: yo-yo Zz: zebra R: a caption story L: describing details S: Who's this? W: question marks, writing about my family's things (WB)
Review 2	p. 54		

Words	Grammar	Phonics	Skills
7 Are these his pants?	My clothes p. 56	This is her / his T-shirt. Are these his socks? Yes, they are. No, they aren't.	The alphabet: L: identifying clothes S: What color are these pants? W: contractions: 's, writing about my favorite clothes (WB)
Fluency Time! 3	p. 62	Playing outside	Craft: a park poster
8 Where's Grandma?	p. 64	My house Is she in the kitchen? Yes, she is. No, she isn't. Where are Dad and Billy? Are they in the yard? No, they aren't.	Digraphs: sh shoes sheep fish R: information on a webpage L: reasoning for location S: Where are the bedrooms? W: identifying vowels, writing about my home (WB)
Social Studies Time!	p. 70	Jobs	Project: a pop-up book
9 Lunchtime!	p. 72	My lunchbox I have two sandwiches. I don't have my lunchbox. an apple (an + a, e, (, a, u)	Digraphs: ch chair teacher chick R: information texts L: identifying key words S: I have a banana and a pear ... W: using an and an, writing about my lunchbox (WB)
Review 3	p. 78		
10 A new friend!	p. 80	My friends He / She has He / She doesn't have ... It has ... It doesn't have ... Shapes	Digraphs: th three bath teeth R: a descriptive letter L: identifying different friends S: She has blond hair. Who is it? W: contractions: 's / 've, writing about my friend (WB)
Fluency Time! 4	p. 86	Getting dressed	Craft: a clothes cube
11 I like monkeys!	p. 88	The zoo I like monkeys. I don't like elephants. They're big. I'm little.	CVC words: a cat man fan R: a poem: "What am I?" L: identifying preferences S: It has four legs. It's black and orange. W: identifying adjectives, writing about animals I like (WB)
Science Time!	p. 94	Animals	Project: animal cards
12 Dinnertime!	p. 96	Food Drinks Do you like carrots? Yes, I do. No, I don't. What do you like? I like yogurt.	CVC words: e bed pen red R: information texts L: identifying food preferences S: What do you like? W: negative contractions: n't, writing about food I like (WB)
Review 4	p. 102		
13 Clean up!	p. 104	My bedroom Numbers 11-20 There's ... There are ...	CVC words: i pig fig pin R: a descriptive letter L: identifying details S: Where are the shoes? W: question marks and periods, writing about my bedroom (WB)
Fluency Time! 5	p. 110	At the dinner table	Craft: a plate of food
14 Action Boy can run!	p. 112	Verbs He can / can't fly. Can he talk? Yes, he can. No, he can't.	CVC words: o pot fox hop R: descriptions L: identifying animals S: It can run. It's brown and big. W: contractions: can't, writing about when I can do (WB)
Geography Time!	p. 118	Volcanoes	Project: a volcano
15 Let's play ball!	p. 120	The beach Let's + verb	CVC words: u rug bug sun R: a postcard L: distinguishing details S: It's a play ball. W: identifying verbs, writing about the beach (WB)
Review 5	p. 126		

Starter Hello!

Lesson One


1 Listen, point, and repeat. 🎧



2 Listen and sing. 🎧

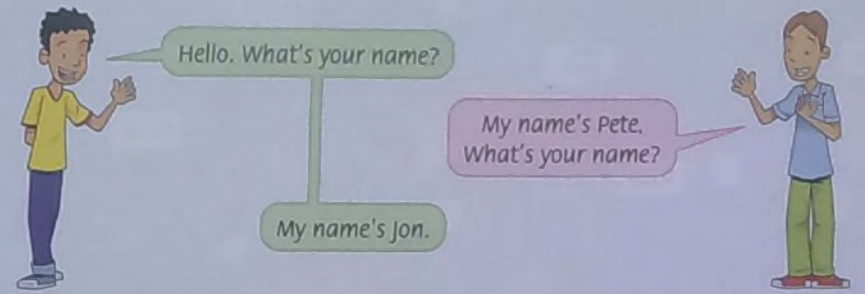
Hello, Rosy. Hello, Tim. Hello, everyone.
Hello, Billy and Miss Jones. Come and have some fun!

3 Listen and read. 🎧



Lesson Two

- 1 Listen to the story again and repeat. Act.
- 2 Ask and answer.



3 Listen and sing your name. 🎧

Let's sing!

Hello, hello!

Hello, hello,
How are you?
I'm fine, thank you.
I'm fine, thank you.

Hello, hello,
What's your name?
My name's _____
That's my name.

Goodbye, goodbye,
Goodbye to you ...



Lesson Three

- 1 Listen, point, and repeat. 05 2 Listen and check (✓). 06



- 3 Look at the picture again. Point, ask, and answer.

How old are you? I'm seven.

- 4 Listen and point. Listen and chant. 07




Lesson Four

- 1 Listen, point, and repeat. 08




- 2 Listen and sing. 09 3 Sing and do.

Let's sing!



- 4 Match.



orange red pink purple blue green yellow

1 What's this?

Lesson One Words

1 Listen, point, and repeat. 10



pen



eraser



pencil



ruler



book

2 Listen and chant. 11

3 Listen and read. 12



1 Listen to the story again and repeat. Act.

2 Look and say.

Let's learn!



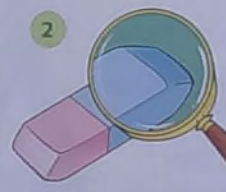
What's this?
It's a pen.

What's = What is
It's = It is

3 Write.



What's this?
It's a pen.



What's this?
_____ an eraser.



What's this?
_____ a pencil.



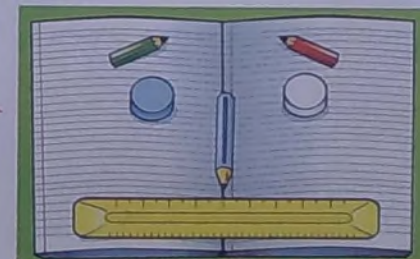
What's this?
_____ a ruler.

4 Point, ask, and answer.

pen pencil eraser ruler book

What's this?

It's a pencil.




Lesson Three Song

1 Listen, point, and repeat. 13



bag



folder



door



window



bookcase

2 Listen and sing. 14

3 Sing and do.

Let's sing!



Open the book!

What's this?
What's this?
It's a book.
Open the book.
Close the book.

What's this?
What's this?
It's a door ...

What's this?
What's this?
It's a bag ...

What's this?
What's this?
It's a window ...



Lesson Four Phonics

1 Listen, point, and repeat. 15

Aa

apple



Bb

bird



Cc

cat



Dd

dog




2 Listen and chant. 16

This is an apple, a, a, apple.
This is a bird, b, b, bird.
This is a cat, c, c, cat.
This is a dog, d, d, dog.

3 Listen to the sounds and join the letters. 17

What does the dog have?



4 Read and circle the sounds a, b, c, d at the start of the words.




The cat likes birds.
The dog likes apples.
Here's the cat with the bird.
Here's the dog with the apple.

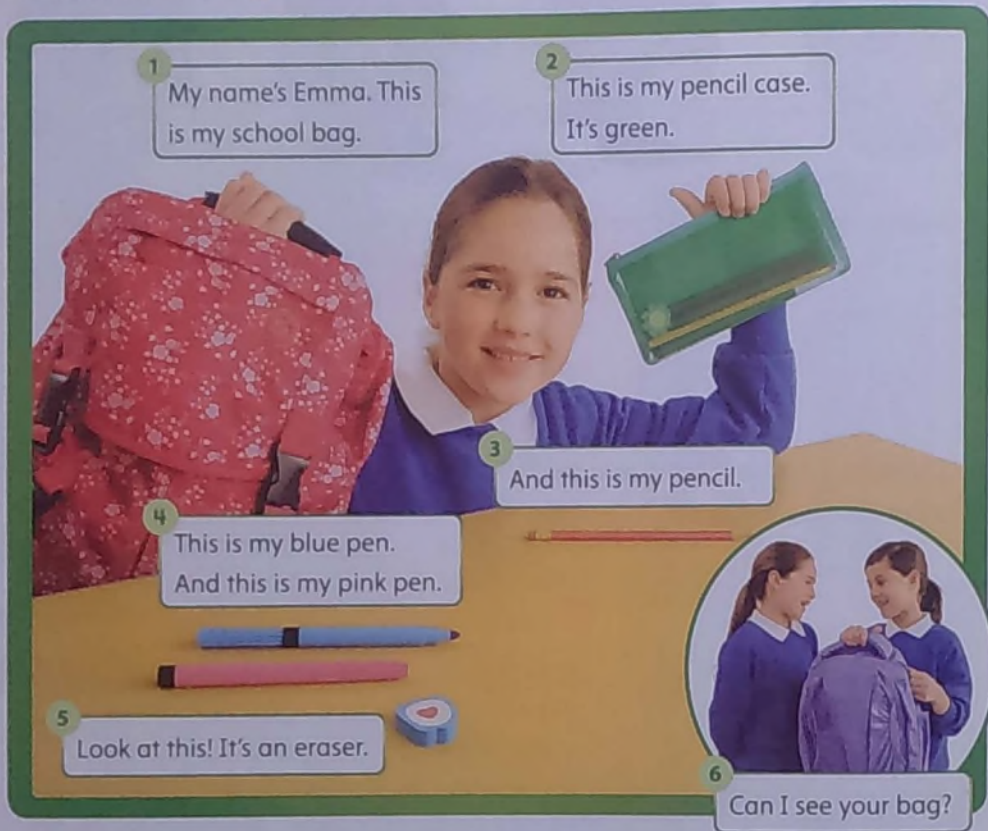


Skills Time!

Lesson Five

Reading

- 1 Point to four school things. Say the words.
- 2 Listen and read.  18



1 My name's Emma. This is my school bag.

2 This is my pencil case. It's green.

3 And this is my pencil.

4 This is my blue pen. And this is my pink pen.

5 Look at this! It's an eraser.

6 Can I see your bag?

3 Read again. Write ✓ or x.

- | | | | |
|----------|-------------------------------------|----------|--------------------------|
| 1 pencil | <input checked="" type="checkbox"/> | 2 pen | <input type="checkbox"/> |
| 3 book | <input type="checkbox"/> | 4 folder | <input type="checkbox"/> |
| 5 door | <input type="checkbox"/> | 6 eraser | <input type="checkbox"/> |

Lesson Six

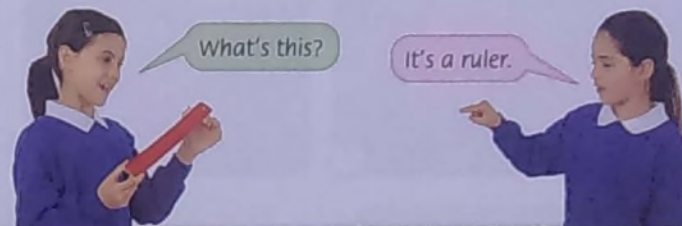
Listening

1 Listen and check (✓) the correct picture. 14



Speaking

2 Open your bag. Ask and answer.



Writing preparation

3 Count the words in each sentence.

This is my bag. 4


1 2 3 4

- | | | | |
|--------------------------|--------------------------|--------------------|--------------------------|
| 1 This is my pen. | <input type="checkbox"/> | 2 Look at this. | <input type="checkbox"/> |
| 3 Thank you. | <input type="checkbox"/> | 4 Close the door. | <input type="checkbox"/> |
| 5 This is a blue folder. | <input type="checkbox"/> | 6 Open the window. | <input type="checkbox"/> |

Complete the writing task on page 13 of the Workbook.

page 13

Fluency Time! ①



Everyday English

1 Watch and listen. Read and say. 20



Kate: Hi, Ellie. How are you?
Ellie: I'm fine, thanks.

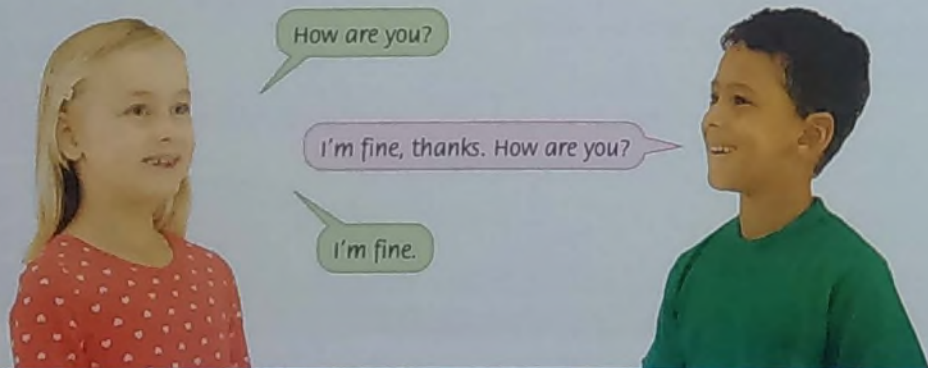


Ellie: And how are you?
Kate: I'm fine, thanks.

2 Watch and listen. Number. 21



3 **Speaking** Ask and answer.




1 Watch the story again. Act.
2 Make a face mask.


Craft



1 Cut out the mask. Cut out the eyes.



2 Draw and color a face.




3 Put on the string.



4 Wear your mask.

3 **Speaking** Use your mask and say.



2 Playtime!

Lesson One Words

1 Listen, point, and repeat. 22



doll



ball



teddy bear



puzzle



car

2 Listen and chant. 23

3 Listen and read. 24



Lesson Two Grammar

1 Listen to the story again and repeat. Act.

2 Look and say.

Let's learn!



This is my bag.



This is your doll.



Is this your teddy bear? No, it isn't.



Is this your teddy bear? Yes, it is.

3 Write. my your



This is your ball.



This is my bag.



This is my car.



This is my puzzle.

4 Write. Yes, it is. No, it isn't.



Lesson Three Song

1 Listen, point, and repeat. 25



kite



bike



train



game

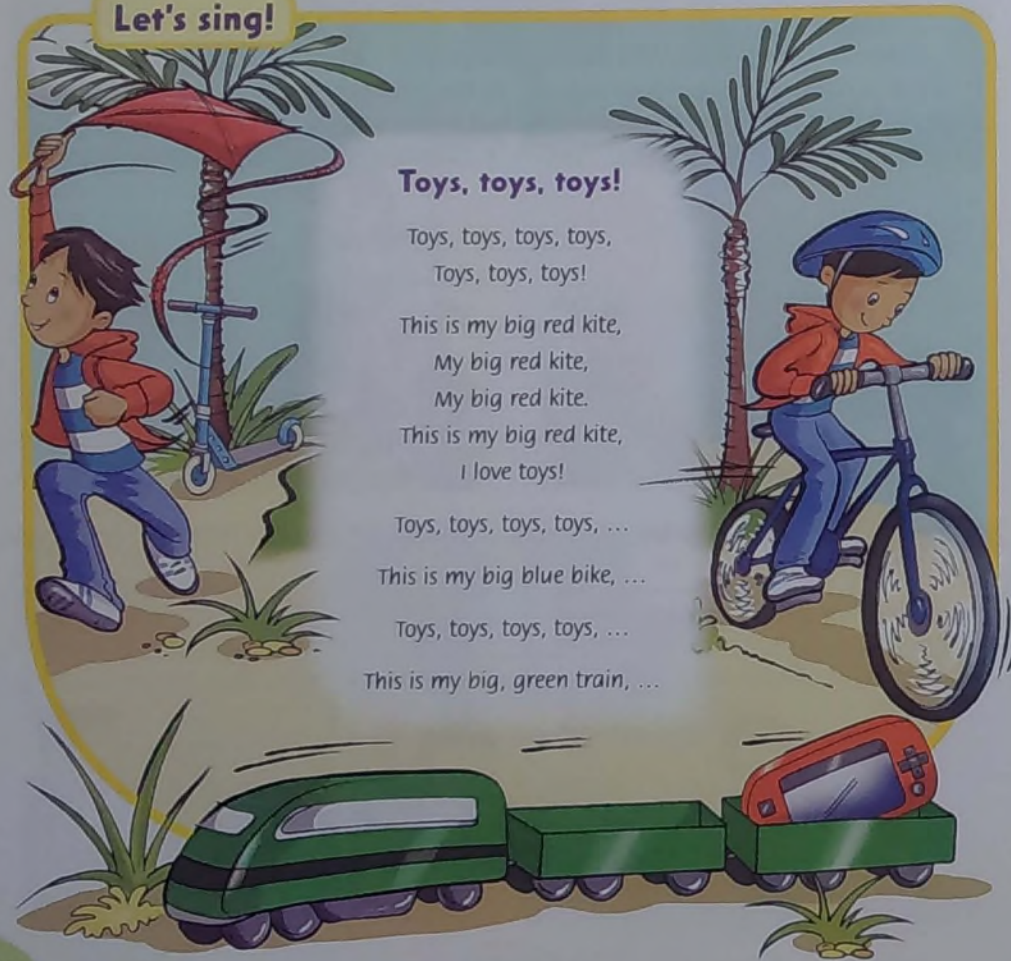


scooter

2 Listen and sing. 26

3 Sing and do.

Let's sing!



Toys, toys, toys!

Toys, toys, toys, toys,

Toys, toys, toys!

This is my big red kite,

My big red kite,

My big red kite.

This is my big red kite,

I love toys!

Toys, toys, toys, toys, ...

This is my big blue bike, ...

Toys, toys, toys, toys, ...

This is my big, green train, ...

Lesson Four Phonics

1 Listen, point, and repeat. 27

Ee

egg



Ff

fig



Gg

goat



Hh

hat



2 Listen and chant. 28

I have an egg, e, e, egg.


I have a fig, f, f, fig.

I have a goat, g, g, goat.

I have a hat, h, h, hat.

3 Listen to the sounds and join the letters. 29

What does the goat have?



4 Read and circle the sounds e, f, g, h at the start of the words.



There's an egg with a yellow hat.

Look, the goat has a fig.


The goat likes figs.



Skills Time!

Lesson Five

Reading

- 1 Point to an animal and a toy. Say the words.
- 2 Read and listen to the poem.  30



My favorite ...

What's my favorite toy?
My favorite one of all.
Is it my scooter? Is it my doll?
No, it's my orange ball.

What's my favorite color?
What do you think?
Is it yellow? Is it white?
No, it's the color pink.

What's my favorite animal?
Try to guess the word.
Is it a zebra? Is it a cat?
No, it's a pretty bird.

Holly, age 7.



3 Read again and write.




My favorite toy is a ball.
My favorite color is _____.
My favorite _____ is a bird.

Lesson Six

Listening

1 Listen and match. 31



Speaking

2 Ask and answer about you.

What's your favorite toy?

It's a ...

What's your favorite color?

It's ...

Writing preparation

3 Circle the words.

This is my bike.

1 This is my teddy bear.

2 This is your scooter.

3 It's your red bike.

4 It's my yellow ball.

5 It's my game.

6 Close the door.

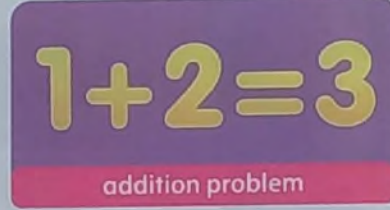
Complete the writing task on page 21 of the Workbook.

page 21

Math Time!

Topic: Addition

1 Listen, point, and repeat. 32



2 Listen and read. 33

Addition problems

How many cars? Five cars.

How many bikes? Three bikes.

What's five plus three? Five plus three equals eight.

That's right!

$5 + 3 = 8$

3 Say. Match the words to the addition problems.

- | | | |
|--------------------------------|----------------------------|----------------|
| 1 Four plus two equals six. | <input type="checkbox"/> c | a $3 + 3 = 6$ |
| 2 Three plus three equals six. | <input type="checkbox"/> | b $9 + 1 = 10$ |
| 3 Six plus three equals nine. | <input type="checkbox"/> | c $4 + 2 = 6$ |
| 4 Nine plus one equals ten. | <input type="checkbox"/> | d $6 + 3 = 9$ |

4 **Think!** What's three plus four?
What's four plus five?

Project

1 Listen and write the number. 34



2 Project. Make a math board game.



Draw picture addition problems.



Write addition problems.



Say the addition problems.



Play the game with friends.

3 Talk about your project.

There are five pencils
and three balls.
Five plus three equals
eight.



3

This is my nose!

Lesson One Words

1 Listen, point, and repeat. 35



arms



nose



face



legs



ears

2 Listen and chant. 36

3 Listen and read. 37



Lesson Two Grammar

1 Listen to the story again and repeat. Act.

2 Look and say.

Let's learn!



one arm



two arms



These are my arms.



This is my nose.

3 Write. This is These are



These are my legs.



my arms.



- a _____ my face.
- b _____ my nose.
- c _____ my ears.

4 Circle.



legs / leg



arm / arms



legs / leg



arms / arm

1 Listen, point, and repeat. 🎧 30



2 Listen and sing. 🎧 31 3 Sing and do.

Let's sing!



Ten fingers on my hands

Ten fingers on my hands,
On my hands.

Ten fingers on my hands,
On my hands.

Two eyes, one nose,
All on my face.

Ten fingers on my hands,
On my hands.



1 Listen, point, and repeat. 🎧 40




2 Listen and chant. 🎧 41

Look at the ink, i, i, ink.
Look at the jelly, j, j, jelly.
Look at the kite, k, k, kite.
Look at the lion, l, l, lion.

3 Listen to the sounds and join the letters. 🎧 42

What does the lion have?



4 Read and circle the sounds *i, j, k, l* at the start of the words.




The lion has some jelly.
The lion has some ink.
Look! Here is a kite.
Oops! The lion is a mess.



Skills Time!

Lesson Five

Reading

- 1 Point to parts of the body. Say the words. 2 Listen and read. 



Hi, I'm Tom.
Let's make a paper lion!



Color the face, the body, and the legs. Then color the paws and tail, too.



Cut out the body.
Now cut the face.



Fold the tail.
Fold the face.



Cut out the four legs
and paws. Fold the legs.

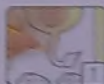


Glue the paws on the legs.
Glue the legs on the body.




Look! It's a lion.

- 3 Read again. Number the pictures in the correct order.



Lesson Six

Listening

- 1 Listen and number. 



Speaking

- 2 Look at the pictures again. Ask and answer.

It's brown. It has black eyebrows. What is it?

It's a dog.

Writing preparation

- 3 Circle each sentence. Then count.

I'm Tom. This is my paper toy. 2



This is my paper toy. It's a lion. Color the body.
Fold the face and the tail. Cut out the four legs.
Glue on the legs and the paws.

How many sentences?

Complete
the writing
task on
page 29
of the
Workbook.

page
29

1 Circle the odd-one-out. Write.



2 Match.

1 What's this?

c

a I'm ten.

2 What's your name?

□

b Yes, it is.

3 How old are you?

□

c It's a teddy bear.

4 Is this your pencil?

□

d I'm fine, thank you.

5 How are you?





□

e My name's Alex.

3 Write. This is These are your my



4 Read and circle.

- 1  Is it a kite? Yes, it is. No, it isn't.
- 2  Is it a train? Yes, it is. No, it isn't.
- 3  Is it a ruler? Yes, it is. No, it isn't.
- 4  Is it a puzzle? Yes, it is. No, it isn't.

5 Circle.



6 Read and color.

My work in Units 1, 2, and 3 is



OK



Good



Excellent



Play a game! ▶

4 He's a hero!

Lesson One Words

1 Listen, point, and repeat. 45



teacher



student



cook



firefighter



pilot

2 Listen and chant. 46

3 Listen and read. 47



Yes, he is. And Tim is a student.



No, she isn't.



Oh no!



No, he isn't. But he is a hero!

Lesson Two Grammar

- 1 Listen to the story again and repeat. Act.
- 2 Look and say.

Let's learn!



She's a cook.



He's a student.



Is she a teacher?
No, she isn't.



Is he a teacher?
Yes, he is.

she's = she is
he's = he is

3 Write. He's She's



He's a teacher.



_____ a pilot.



_____ a student.




_____ a firefighter.

4 Say and answer. She's a student. Number 2.



Is he a teacher? Yes, he is. Unit 4

Lesson Three Song

1 Listen, point, and repeat.  48




doctor

police officer

farmer

mailman

zookeeper

2 Listen and sing.  49

3 Sing and do.

Let's sing!

Two kind doctors

Two kind doctors
Meet in a lane.
Hello, hello,
What's your name?

How are you?
How are you?
How are you, again?

Two kind police officers ...


Two kind farmers ...

Two kind teachers ...

Two kind students ...



Lesson Four Phonics

1 Listen, point, and repeat.  50

Mm

mom



Nn

nurse



Oo


orange




Pp

pen




2 Listen and chant.  51

This is my mom, m, m, mom.
This is my nurse, n, n, nurse.
This is my orange, o, o, orange.
This is my pen, p, p, pen.

3 Listen to the sounds and join the letters.  52

What does the nurse have?



4 Read and circle the sounds *m*, *n*, *o*, *p* at the start of the words.




My mom is a nurse.
She has an orange and a pen.
She can eat the orange.
She can write with the pen.



Skills Time!

Lesson Five

Reading

- 1 Point to the jobs. Say the words.
- 2 Listen and read.  53



My name's Milly.
I'm seven.
This is my family.



This is my dad.
He's a firefighter.



This is my mom.
She's a nurse.



This is my grandpa.
He's a doctor.



This is me with my
brother. His name's Joe.



We're a happy family.


3 Read again. Write Yes or No.

- | | |
|-----------------------------|------------------------------|
| 1 Is Dad a pilot? <u>No</u> | 2 Is Mom a nurse? _____ |
| 3 Is Milly seven? _____ | 4 Is Grandpa a farmer? _____ |

Lesson Six

Listening

1 Listen and number. 54



Speaking

2 Point, ask, and answer.

Is he a doctor?

No, he isn't.



... doctor?



... nurse?



... student?



... zookeeper?



... teacher?

Writing preparation

3 Circle the capital letters and periods.

This is my family.

1 We're students.

2 He's a mailman.

3 This is my mom.

4 She's a nurse.


5 We're a happy family.

6 This is my uncle.

Complete
the writing
task on
page 37
of the
Workbook.

page
37

Fluency Time! 2



Everyday English

1 Watch and listen. Read and say. 55

1

Kate: Dad, Dad! This is Mrs. Smith.
This is my dad.

2

Dad: Nice to meet you.
Mrs. Smith: Nice to meet you, too.

2 Watch and listen. Write. 56 name Her meet Nice too

2

Hello, Molly. _____
to _____ you.

1 Her
is Molly.

3 Nice to meet
you, _____.

3 **Speaking** Look at the people. Point and say.

Sarah	Peter
Mr. Smith	Miss White

This is Sarah.

Nice to meet you.

Craft

- 1 Watch the story again. Act.
- 2 Make a finger puppet.

1 Color the puppet.

2 Cut out and fold the puppet.

3 Glue the side.

This is Bobby.

4 Give the puppet a name.

3 **Speaking** Use your puppet and say.

This is Maria.

This is Bobby.

Hello. Nice to meet you.

Nice to meet you, too.

Lesson One Words

1 Listen, point, and repeat. 57



seesaw



slide



goal



swing



tree

3 Listen and read. 59



1 Listen to the story again and repeat. Act.

2 Look and say.

Let's learn!



Where's the ball?
It's in the goal.



Where's the ball?
It's on the slide.



Where's the ball?
It's under the seesaw.

Where's = Where is

3 Write. in on under



It's under the tree.



It's _____ the seesaw.



It's _____ the goal.

4 Point, ask, and answer.

Where's the ball?

It's under the tree.




1 Listen, point, and repeat. S



2 Listen and sing. S 3 Sing and do.

Let's sing!



At the park!


At the park,
It's so much fun.
For you, for me, for everyone!

Play on the seesaw,
Play in the pool.
Eat an ice cream,
It's nice and cool.

Play with a frisbee,
Play with a ball.
Play on the slide,
It's fun for all.

At the park,
It's so much fun.
For you, for me, for everyone!

1 Listen, point, and repeat. S



2 Listen and chant. S

Where is the queen? Q, q, queen.
Where is the rabbit? R, r, rabbit.
Where is the sofa? S, s, sofa.
Where is the tiger? T, t, tiger.
Where is the umbrella? U, u, umbrella.

3 Listen to the sounds and join the letters. S

What does the queen have?



4 Read and circle the sounds q, r, s, t, u at the start of the words.


The queen is on the sofa.
The queen has a rabbit.
The tiger is on the sofa.
The tiger has an umbrella.



Skills Time!





Lesson Five

Reading

- 1 What can you see in the park? Point and say.
- 2 Listen, read, and point.  65



Look! This is a park. Can you see the boys and girls in the park?
Where are their toys? Can you help?


- | | |
|---|--|
| <p>1  This is Toby.
His toy is under a tree.
What is it?</p> | <p>2  Her name is Sara.
Can you see her toy?
It is on the slide.</p> |
| <p>3  His name is Pete.
His toy is in the soccer goal.
Can you see it?</p> | <p>4  This is Anna.
Her toy is under the swing.
What is it?</p> |

- 3 Read again. Match the children and toys.

1 	2 	3 	4 
doll	car	kite	frisbee

Lesson Six

Listening

- 1 Listen and number.  66



Speaking

- 2 Ask and answer. Where's the girl? She's under the tree.



Writing preparation

- 3 Circle the capital letters at the start of the names.

This is Tim.


- | | |
|---------------------------|----------------------|
| 1 My name's Rosy. | 2 This is Billy. |
| 3 Look at Billy and Rosy. | 4 Good try, Tim. |
| 5 Billy is two. | 6 Rosy is a student. |

Complete the writing task on page 45 of the Workbook.

page 45

Art Time!

Topic: Colors

1 Listen, point, and repeat. 



paint



light blue




dark blue




black




white


2 Listen and read. 


It's art class. Let's make colors.


This is blue paint. 

This is yellow paint. 


Mix blue and yellow.

What color is it? It's green. 

This is red paint. 


This is yellow paint. 

Mix red and yellow. What color is it?

It's orange. 


Make light blue.

This is blue paint. Add white paint.

Now it is light blue. 

Let's make dark blue.

This is blue paint. Add black paint.

Now it is dark blue. 

MIXING COLORS

3 Read again and complete.

yellow black white

1 blue + yellow = green

2 blue + _____ = light blue

3 red + _____ = orange


4 blue + _____ = dark blue

4 **Think!** What are two things that are green?

What are two things that are orange?



Project

1 Listen and write the number. 



2 Project. Mix colors and make a rainbow.




Choose colors.



Paint the colors on the card in a rainbow.



Mix the colors.




Write the colors.

3 Talk about your project.

This is my rainbow.
It has lots of colors.
Can you see the dark
blue and light blue?

purple
dark blue
light blue
green
yellow
orange
red



6

Billy's teddy bear!

Lesson One Words

1 Listen, point, and repeat. 🎧



mom



dad



sister



brother



grandma



grandpa

3 Listen and read. 🎧



Lesson Two Grammar

1 Listen to the story again and repeat. Act.

2 Look and say.

Let's learn!



This is Mom's book.



This is Billy's teddy bear.

3 Follow and write.

1



Mom

2



Dad

3



Rosy

4



Grandma

5



Grandpa



It's _____ kite.



It's Mom's book.




It's _____ umbrella.



It's _____ pen.




It's _____ bag.

1 Listen, point, and repeat. 




Here are more people
in my family.



2 Listen and sing. 

3 Sing and do.

Let's sing!




In my family


In my family,
In my family,
Lots of love,
For you and for me.

Mom and dad,
Sisters and brothers,
Grandma and grandpa,
Cousins and others.


In my family,
In my family,
Lots of love,
For you and for me.

1 Listen, point, and repeat. 



2 Listen and chant. 

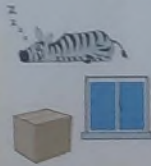
Here is a van, v, v, van.
Here is a window, w, w, window.
Here is a box, x, x, box.
Here is a yo-yo, y, y, yo-yo.
Here is a zebra, z, z, zebra.

3 Listen to the sounds and join the letters. 

What is in the van?



x	w	y	z	w	x	z
z	x	v	x	z	w	w
y	v	w	y	v	y	x



4 Read and circle the sounds v, w, x, y, z.



Look out of the window.
What can you see?
I can see a zebra in a van.
And a yo-yo on a box.



Skills Time!

Lesson Five

Reading

- 1 Point and say the family words. 2 Listen and read. 🎧 🔊



Hi. I'm Beth. I'm at the park with my family.

1 It's windy today. Oh no! Where's Grandpa's hat?

2 Grandpa's hat is in the tree!

3 My mom throws a ball. No, Grandpa's hat is still in the tree.

4 My dad jumps. No, Grandpa's hat is still in the tree.

5 My brother gets on Dad's shoulders. Can he get the hat?

6 Yes, he can! Here's Grandpa with his hat. He's happy now.

- 3 Read again. Write T (true) or F (false).

- 1 The family is at the park. T 2 The hat is in the goal.
 3 It is Beth's hat. 4 Beth's grandpa is happy now.

Lesson Six

Listening

- 1 Listen and number the correct picture. 🎧 🔊



Speaking

- 2 Point, ask, and answer.

Who's this?

It's Beth's dad.

1



2



3



4



Writing preparation

- 3 Circle the question marks and underline the sentences.

What's your name? My name's Beth.

- 1 How old are you? I'm seven. 2 Who's this? It's Beth's aunt.
 3 How are you? I'm fine. 4 What's this? It's a bird.
 5 Where's the kite? It's in the tree. 6 Where's Beth? She's at the park.

Complete the writing task on page 53 of the Workbook.

1 Circle the odd-one-out. Write.

- | | | | | |
|---|---------|-------------|----------|--------|
| 1 | doctor | nurse | goal | farmer |
| 2 | swing | zookeeper | seesaw | slide |
| 3 | aunt | uncle | brother | white |
| 4 | mom | firefighter | mailman | pilot |
| 5 | frisbee | paint | armbands | pool |

goal

2 Number the picture.



- 1 sister
- 2 dad
- 3 grandma
- 4 grandpa
- 5 aunt
- 6 uncle
- 7 brother
- 8 cousin
- 9 mom

3 Match.

- | | |
|-----------------------|--------------------------|
| 1 Is Rosie a teacher? | a It's in the goal. |
| 2 Nice to meet you. | b Yes, he is. |
| 3 Where's Tim? | c No, she isn't. |
| 4 Where's the ball? | d He's at school. |
| 5 Is he a farmer? | e Nice to meet you, too. |

4 Write. He's She's



- 1 He's a doctor. 2 _____ a nurse. 3 _____ a firefighter. 4 _____ a student.

5 Look at the picture again and write.

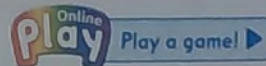

- | | |
|---------------------------|-----------------------------|
| 1 Where's the ball? | It's <u>in</u> the toy box. |
| 2 Where's the doll? | It's _____ the toy box. |
| 3 Where's the ruler? | It's _____ the bag. |
| 4 Where's the teddy bear? | It's _____ the bag. |

6 Circle.



7 Read and color.

My work in Units 4, 5, and 6 is



7 Are these his pants?

Lesson One Words

1 Listen, point, and repeat. 80



dress



socks



T-shirt



pants



shorts

3 Listen and read. 82



2 Listen and chant. 81

1 Listen to the story again and repeat. Act.

2 Look and say.

Let's learn!



This is her dress.



These are his shorts.



Are these her socks?
Yes, they are.



Are these his pants?
No, they aren't.

aren't = are not

3 Write. his her



These are her socks.



This is his T-shirt.



This is her dress.

4 Point, ask, and answer.

Are these her pants?

No, they aren't.



... her pants?



... his shorts?




... his pants?



... her socks?

Are these his / her socks? Yes, they are. Unit 7

Lesson Three Song

1 Listen, point, and repeat.  83



shoes



coat




hat



sweater



tracksuit

2 Listen and sing.  84

3 Sing and do.

Let's sing!



Every day!

Every day,
I put on my shoes,
I put on my shoes,
Every day.


Every day,
I put on my shoes,
I put on my coat,
Every day.

Every day,
I put on my shoes,
I put on my coat,
I put on my hat,
Every day.

Goodbye, Mom!



Lesson Four Phonics


1 Listen and point. Listen and sing.  85

I know my ABCs, please sing along with me...

a b c d e f g h i j k l m n o p
q r s t u v w x y z

I know my ABCs, please sing along with me.

2 Write the letters.



3 Look at the pictures. Write the letters.

t y k c r s


h l m v z u



Skills Time!

Lesson Five

Reading

- 1 Point to the clothes. Say the words. 2 Listen and read.  86



1 Look at these pants, Max. And this coat. They're nice.

2 I like these pants, Mom.

Oh Max. They're orange. All your pants are orange.

3 And I like these socks. And this T-shirt.

They're orange, too!

4 But I like orange, Mom. It's my favorite color.

5 Max, try on this blue T-shirt and these green pants. Blue and green are nice colors, too.


6 But Mom, orange is my soccer team's color.

- 3 Read again. Circle the wrong word and write the correct word.

- 1 Max is a girl. boy
- 2 All Max's sweaters are orange. _____
- 3 Max's favorite color is green. _____

Lesson Six

Listening

- 1 Listen and number.  87



Speaking

- 2 Look at the pictures again. Point, ask, and answer.

What color are these pants?

They're pink.

What color is this coat?

It's red.

Writing preparation

- 3 Circle 's and match.

Where's = Where is

It's = It is

What's = What is

He's = He is

1 What's this? d

a Where is my tracksuit?

2 Where's my tracksuit?

b She is eight.

3 It's under the seesaw.

c He is my brother.

4 She's eight.

d What is this?

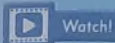
5 He's my brother.

e It is under the seesaw.

Which letter is missing? 's = s

Complete the writing task on page 61 of the Workbook.

page 61



Everyday English

1 Watch and listen. Read and say.



James: Can I go on the swing, please?

Dad: Yes, OK ... Be careful of the ball!

James: I'm fine, Dad.

James: I'm on the jungle gym.

Dad: Come down now.

James: OK.

2 Watch and listen. Number.



3 **Speaking** Look at the park objects. Ask and answer.



Can I go on the seesaw, please?

Yes, OK. Be careful.

Look, I'm on the slide!

That's good.

1 Watch the story again. Act.

2 Make a park poster.

Craft



1 Color the poster.



2 Color and cut out the pictures



3 Glue the pictures on the poster.



4 Draw yourself and finish the poster.

3 **Speaking** Talk about your poster. Ask and answer.



This is my park.
Look, I'm on the swing!

That's good. Can I go
on the slide, please?

Yes, OK. Be careful
of the ball.

Lesson One Words

- 1 Listen, point, and repeat. ④ 90 2 Listen and chant. ④ 91



kitchen



living room



dining room



bedroom



bathroom



yard

- 3 Listen and read. ④ 92



- 1 Listen to the story again and repeat. Act.
2 Look and say.

Let's learn!



Where's Grandma?
She's in the dining room.



Is she in the kitchen?
No, she isn't.



Where are Dad and Billy?
They're in the dining room, too.



Are they in the living room?
No, they aren't.

they're = they are

- 3 Write. Is Are



Is Billy in the bedroom?
Yes, he is.



Are Mom and Dad in the yard?
No, they aren't.



Are Rosy's aunt and uncle in the dining room?
Yes, they are.



Is Rosy in the bathroom?
No, she isn't.

- 4 Look at the pictures again. Point, ask, and answer.

Where are Rosy's aunt and uncle?

They're in the dining room.

- 1 Listen, point, and repeat. 93



upstairs



downstairs



house



apartment



front door

- 2 Listen and sing. 94 3 Sing and do.

Let's sing!

Come into my house

Come into my house.
What can you see?
Upstairs and downstairs,
Come, follow me.

Go through the door.
Go upstairs.
What's in my bedroom?
Four teddy bears.

Go through the door.
Go downstairs.
What's in the dining room?
Table and chairs.

Come into my house ...



- 1 Listen, point, and repeat. 95

sh

shoes



sheep



fish



- 2 Listen and chant. 96

Shirley's shoes are red,
Her T-shirt is blue,
She has a toy sheep,
And a toy fish, too.
The sheep is white,
The fish is blue.
Shirley wants to play,
With me and with you.



- 3 Read the chant again. Circle the sh sounds.
-
- 4 Look at the picture and circle the correct sound.



sh h s



sh h s




sh h s



sh h s

Lesson Five

Reading

- 1 Point to the rooms. Say the words. 2 Listen and read.  47

Andy's homepage
My apartment
My family
My friends
My school



My name's Andy. This is a photo of my family in our apartment. We are in the living room.



Here is the dining room. It is little but the table is big. The kitchen is next door. It is yellow and white.



There are three bedrooms. The big bedroom is for my mom and dad.



This is my bedroom. Next door is my sister's bedroom.



And this is the balcony. Look, you can see my favorite tree.



Can you see my sister in a photo?

Add picture


Remove picture

3 Read again and write.

bedroom apartment living room dining room

- 1 There are photos of Andy's apartment. 2 The sofa is in the _____.
- 3 The _____ is little. 4 One _____ is big.

Listening

- 1 Listen and number.  48



Speaking

- 2 Look at the picture again. Ask and answer.

living room bathrooms dining room bedrooms kitchen

Where are the bedrooms?

They're upstairs.

Where's the kitchen?

It's downstairs.

Writing preparation

- 3 Say the vowel letters. Circle the vowels in the words.

a e i o u

This is my house.

- 1 This is a front door. 2 She's in the kitchen.
- 3 Where's Grandma? 4 Good job, Rosy.
- 5 Here are two bedrooms. 6 The bathroom is upstairs.

Complete the writing task on page 69 of the Workbook.

page 69

Social Studies Time!

Topic: Jobs

1 Listen, point, and repeat.



fire truck



ladder



helmet



uniform



pole

2 Listen and read.

Jack the Firefighter

Jack Wallis is a firefighter. This is his uniform.

His uniform is dark blue and yellow. Jack's helmet is yellow and red.

Jack works at the fire station. The firefighters are upstairs. The fire truck is downstairs. The firefighters go down the pole so they can be fast.

This is Jack's fire truck. It's red and white. It's very big and very fast. A ladder is on the truck. Jack goes up the ladder to fight fire. Jack's uniform helps keep him safe from the fire.

3 Read again and complete.

ladder yellow downstairs helmet

1 Jack's uniform is dark blue and yellow.

2 His _____ is yellow and red.

3 The fire truck is _____.

4 A _____ is on the fire truck.

4 Think! What color are your clothes?

1 Listen and write the number.



2 Project. Make a pop-up book.



Fold and cut the card.



Find pictures or draw. Cut and glue.



Draw and write.



Glue the pages together.

3 Talk about your project.

This is a nurse's uniform. Her top is blue. Her pants are blue.



Lesson One Words

1 Listen, point, and repeat. 102



lunchbox



sandwich



drinks



apple



banana



cookie

2 Listen and chant. 103

3 Listen and read. 104



- 1 Listen to the story again and repeat. Act.
- 2 Look and say.

Let's learn!



I have two sandwiches.



I don't have my lunchbox.



I have an apple.

don't have = do not have

3 Write. I have I don't have



I don't have a drink.



_____ a lunchbox.



_____ a sandwich.



_____ a banana.



_____ two drinks.



_____ an apple.

4 Look at the pictures again. Say and answer.

a sandwich an orange a drink a lunchbox an apple a banana

I have two drinks.

Number 5!

1 Listen, point, and repeat. 105



tomato



pear



grapes



pineapple



cherries

2 Listen and sing. 106

3 Sing and do.

Let's sing!

Open my lunchbox!

Open my lunchbox.
What can you see?
I have a sandwich,
You can share with me.

I have a tomato.
I have a pear.
And I have some grapes,
I'm happy to share.



1 Listen, point, and repeat. 107

ch

chair



teacher



chick



2 Listen and chant. 108

My name's Charlie.
This is my teacher,
She's on a chair.
She has a little chick.

Chirp, chirp, chirp, says the chick.
Chirp, chirp, chirp, says the chick.

My teacher's on a chair,
She has a little chick.



3 Read the chant again. Circle the *ch* sounds.

4 Look at the picture and circle the correct sound.

1



ch h c

2



c k ch

3



ch c h

4



s c ch

Skills Time!

Lesson Five

Reading

1 Point to the food. Say the words.

2 Listen and read. 109



In my lunchbox I have a cheese sandwich and a banana. I have an orange. I don't have a cookie. I don't have a drink today.



In my lunchbox I have a cheese and tomato sandwich. I don't have a banana, but I have an apple. I have a drink today.



I have a pear and a cookie in my lunchbox. I have two egg sandwiches. My drink is water. I don't have an apple today.



3 Read again. Write A, B, or C.



Her lunchbox is A.



Her lunchbox is _____.



His lunchbox is _____.

Lesson Six

Listening

1 Listen and check (✓). 110

1			✓					
2								
3								

Speaking

2 Look at the pictures again. Ask and answer.

a sandwich an egg an apple a pear
a drink an orange eight grapes three cherries

I have an egg. I have a pear. What color is my lunchbox?

Your lunchbox is blue.

Writing preparation

3 Write a or an.

an + a, e, i, o, u This is an orange. This is a pear.

1 This is a cookie.

2 I have _____ apple.

3 I have _____ umbrella.

4 This is _____ hat.

5 It's _____ sandwich.

6 I don't have _____ egg.

Complete the writing task on page 77 of the Workbook.

page 77

1 Circle the odd-one-out. Write.

- 1 socks shorts helmet coat helmet
- 2 pineapple apartment orange tomato _____
- 3 front door living room bedroom ladder _____

2 Write. **Where's** **Where are** **He's** **She's** **They're**



Where's Billy?
He's in the bedroom.



 Mom and Dad?
 in the kitchen.



 Rosy's aunt and uncle?
 in the dining room.



 Grandma?
 in the dining room, too.

3 Look and write. **seesaw** **Can** **careful** **slide**

Can I go on the , please?

Yes, OK. Be of the frisbee.



Look, I'm on the .

4 Write. **His** **Her**



- 1 Her socks are white.
- 2 shorts are orange.
- 3 T-shirt is green and orange.
- 4 socks are blue.
- 5 pants are green.

5 Write the letters.

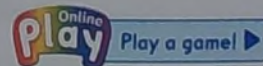


6 Circle.



7 Read and color.

My work in Units 7, 8, and 9 is



- 1 Listen, point, and repeat.       
- 2 Listen and chant.       

3 Listen and read.



1 Listen to the story again and repeat. Act.

2 Look and say.

Let's learn!

He has short hair.

He doesn't have

straight hair.

She has blue eyes.

She doesn't have

brown eyes.

It has black eyes.

It doesn't have

long hair.

doesn't have = does not have

3 Write.

has doesn't have



He has

blond hair.



She has

straight hair.



It has

blue eyes.



He has

curly hair.

4 Look at the pictures again. Say and answer.

She has straight hair.

Number 2.

1 Listen, point, and repeat. 114



2 Listen and sing. 115

3 Sing and do.

Let's sing!

It's a square!

It has four sides.
They're all the same.
It has four sides.
They're all the same.
It's a square!

It doesn't have sides.
It's smooth and round ...
It's a circle!

It has three sides.
Just one, two, three ...
It's a triangle!



1 Listen, point, and repeat. 116

th

three

bath

teeth




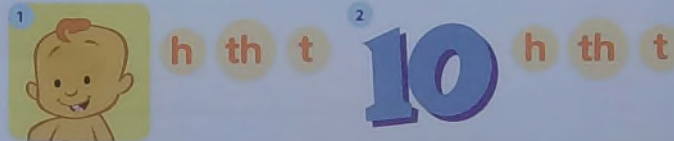
2 Listen and chant. 117

Baby Theo's in the bath,
One, two, three.
Baby Theo counts his teeth,
One, two, three.



3 Read the chant again. Circle the th sounds.


4 Look at the picture and circle the correct sound.



Skills Time!

Lesson Five

Reading

- How many friends can you see? Point and say.
- Listen and read.  118

Dear Beth,

This is a photo of me with my four friends. We are on a roundabout at the park. All my friends are great.

Emily is my best friend. She has brown hair. It's long and curly. Charlie is Emily's little brother. He's five. He's very short and he has short, black hair.

Isabel is a good friend, too. She's tall and she has long, blond hair. Her eyes are blue.

Danny is my cousin. He's in the photo, too. He's tall and he has brown hair and brown eyes. Can you see him? He has a blue shirt.

I'm in the photo, too. I have very long, straight hair and brown eyes. Can you see me?

Do you have a photo of you and your friends? Please write soon.

From,
Katie



- 3 Read again. Write the names.




Isabel



Lesson Six

Listening

- 1 Listen and number.  119



Speaking

- 2 Look at the picture again. Ask and answer.

She has blond hair. Who is it?

It's number 1.

Writing preparation

- 3 Circle n't and match.

I **have** blue eyes. = I **don't** have blue eyes.

She **has** black hair. = She **doesn't** have black hair.

- | | |
|--|-----------------------------------|
| 1 She has brown eyes. <input type="checkbox"/> | a I don't have two sisters. |
| 2 It has black eyebrows <input type="checkbox"/> | b She doesn't have brown eyes. |
| 3 I have two sisters. <input type="checkbox"/> | c He doesn't have a toy train. |
| 4 He has a toy train. <input type="checkbox"/> | d It doesn't have black eyebrows. |

Which letter is missing? **n't** = n _ t

Complete
the writing
task on
page 85
of the
Workbook.

page
85

Everyday English

1 Watch and listen. Read and say. 1:20



Mom: Get dressed, now! **Hurry up!**
 Kate: OK, Mom.
 Mom: **Put on** your hat, please.



Kate: Sorry I'm late.
 Mrs. Smith: **Take off** your hat, please.
 Kate: Yes, Mrs. Smith.

2 Watch and listen. Write. 1:21

please on **bat** Sorry take off

1 Oh, I have my hat _____!



2 Kate, _____ your shoes, _____, Mom!

3 **Speaking** Look at the clothes. Ask and answer.



Hurry up, please.
 Put on your hat.

Yes, OK.

Take off your hat.

OK.

Craft

1 Watch the story again. Act.

2 Make a clothes cube.



1 Color in the clothes pictures.



2 Write the words: sweater, hat, coat



3 Cut out the cube shape.



4 Fold and glue the clothes cube.

3 **Speaking** Throw the clothes cube and say. ✓ = Put on. ✗ = Take off.



Get dressed. Hurry up, please.

Put on your coat, please. It's cold.

OK.

Lesson One Words

1 Listen, point, and repeat. 🎧 122



elephant



giraffe



monkey



big



tall



little

3 Listen and read. 🎧 124



2 Listen and chant. 🎧 123

1 Listen to the story again and repeat. Act.

2 Look and say.

Let's learn!



I like monkeys.



I don't like elephants.

They're big.
I'm little.

am / is / are + big

3 Write. like don't like

1



I like lions.

2



I _____ elephants.

3



I _____ giraffes.

4



I _____ monkeys.

4 Say and answer.

big little tall black brown yellow white

They're big.

They're elephants.



1 Listen, point, and repeat. 125



tiger



snake



parrot



polar bear



seal

2 Listen and sing. 126

3 Sing and do.

Let's sing!



Let's go to the zoo!

Hear the tigers growl, growl,

Growl, growl, growl, growl.

Hear the tigers growl, growl.

Hip, hip, hip hooray!

Let's go to the zoo, zoo, zoo!

What about you, you, you?

You can come too, too, too.

Let's go to the zoo, zoo, zoo!

Hear the snakes hiss, hiss, ...

Let's go to the zoo, zoo, zoo ...

Hear the parrots squawk, squawk, ...

Let's go to the zoo, zoo, zoo ...



1 Listen, point, and repeat. 127

cat



man



fan



2 Listen and chant. 128



The cat has a hat.

The cat has a hat.

a, a, a, a, a.

The man has a fan.

The man has a fan.

a, a, a, a, a.



3 Read the chant again. Circle the a in the middle of the words.

4 Write.

1



tha

hat

2



nam

3



afn

4



cta

Lesson Five

Reading

- 1 Look at the pictures. Talk about the animals.
- 2 Read and listen to the poem. 🎧 129

What am I?

I am an animal at the zoo.

Listen now, this is true.

I'm yellow and brown. My tongue is red.

I have two little ears on top of my head.

My neck is long and I am tall.

I don't have any hands at all.

I can see the tops of trees.

My food is there. I like green leaves.

To get my food, my tongue is long.

Can you guess? Don't get it wrong!

So what am I? Do you know?

Point to me and say "hello!"



3 Read again. Write T (true) or F (false).

- 1 The animal is tall. T
- 2 The animal has two hands. —
- 3 The animal is black and white. —
- 4 The animal has two ears. —

Lesson Six

Listening

1 Listen and number. 🎧 130



Speaking

2 Look at the pictures again. Ask and answer.

snake polar bear elephant monkey lion seal

It's gray. It has big ears. What is it?

It's an elephant.

adjectives = describing words

Writing preparation

3 Circle the adjectives.

It's a long snake. It's a little monkey.

- 1 It's a white polar bear.
- 2 It's a green snake.
- 3 This is a brown monkey.
- 4 They're tall giraffes.
- 5 It's an orange and black tiger.
- 6 It's a blue parrot.

Complete the writing task on page 93 of the Workbook.

Science Time!

Topic: Animals

1 Listen, point, and repeat. 131



insect



mane



feather



fur



wing

2 Listen and read. 132

3 Read again and complete.

Wonderful Animals



Bee

This little animal is yellow and black. It has six legs. It's an insect. All insects have six legs. It has two eyes, and it has two wings. It's a honey bee.

legs	
eyes	
wings	



Lion

This animal is brown. It doesn't have six legs. It has four. It's big and it has short fur on its body, and long fur on its mane. It's a lion.

legs	
eyes	
wings	



Bird

This animal has two wings. It isn't big. It has feathers on its body. It has two legs and two eyes. It's yellow, white, and black. It's a bird.

legs	
eyes	
wings	


4 **Think!** What are two animals that have fur?
What are three animals that have wings?

Project

1 Listen and check (✓) the things you hear. 133



2 Project. Make animal cards.




Cut out five cards.



Choose five animals.



Draw or glue the pictures of animals onto the cards.



Write.

3 Talk about your project.

This is a bear. It has brown fur. It has four legs and two eyes. I like bears.



12 Dinnertime!

Lesson One Words

1 Listen, point, and repeat. 134



rice



meat



carrots

2 Listen and chant. 135



yogurt



fish



bread

3 Listen and read. 136



1 Listen to the story again and repeat. Act.

2 Look and say.

Let's learn!



Do you like yogurt?
Yes, I do.



Do you like carrots?
No, I don't.



What do you like?
I like yogurt.

don't = do not

3 Write. Yes, I do. No, I don't.



Do you like yogurt?
Yes, I do.



Do you like bread?



Do you like fish?



Do you like carrots?

4 Point, ask, and answer.

meat rice ice cream yogurt bread tomatoes

Do you like meat?

Yes, I do.



Lesson Three Song

1 Listen, point, and repeat. 🎧 137



milk



juice



water



hot chocolate



tea

2 Listen and sing. 🎧 138

3 Sing and do.

Let's sing!

Drink your milk!

Eat your eggs and drink your milk,
Drink your milk,
Drink your milk.

Eat your eggs and drink your milk.
Don't be late for school!


Eat your bread and drink your juice, ...

Here's your water, here's your bag, ...



Lesson Four Phonics

1 Listen, point, and repeat. 🎧 139



2 Listen and chant. 🎧 140



Ken has a pen,
Pen, pen, pen.

Ken's pen is red,
Red, red, red.


Where's Ken's pen?
Pen, pen, pen.

It's on Ken's bed,
Bed, bed, bed.



3 Read the chant again. Circle the e in the middle of the words.

4 Match the words that rhyme.






Skills Time!

Lesson Five

Reading

- 1 What food do you like? Point and say. 2 Listen and read. 🎧 TH

The Family and Friends Café

 <p>Food</p> <p>Meat Fish Rice Bread Eggs Carrots Tomatoes</p>	 <p>Desserts</p> <p>Ice cream Yogurt Apple Banana Grapes</p>	 <p>Drinks</p> <p>Apple juice Orange juice Water Hot chocolate Milk</p>
--	--	---



I'm hungry. Let's look at the menu. I like meat and rice.
I like carrots, too. I don't like fish or eggs. I like ice cream.
I like apple juice, but I don't like milk. What do you like, Emma?

Sally



I like ice cream, too. And I like fish and eggs. I like rice, but I don't like carrots. I like bananas, but I don't like grapes. I like milk, but I don't like apple juice.

Emma

- 3 Read again. What do Sally and Emma like? Write ✓ or x.







						
Sally	✓					
Emma						

Lesson Six

Listening

- 1 Listen and draw 😊 or ☹️. 🎧 T12



1  😊	2  😊	3  😊
4  😊	5  😊	6  😊

Speaking

- 2 Look at the menu on page 100. Ask and answer.

What do you like?

I like eggs and ...

Writing preparation

- 3 Circle **n't** and match.

isn't = is not don't = do not aren't = are not

- | | |
|---|---------------------------|
| 1 I don't like tea. <input type="checkbox"/> | a They are not my shorts. |
| 2 It isn't a banana. <input type="checkbox"/> | b I do not like tea. |
| 3 They aren't my shorts. <input type="checkbox"/> | c She is not my sister. |
| 4 She isn't my sister. <input type="checkbox"/> | d It is not a banana. |

What letter is missing? **n't** = n _ _ t





Complete the writing task on page 101 of the Workbook.

page 101

1 Circle the odd-one-out. Write.

- 1 triangle circle mane diamond mane
 2 giraffe rectangle seal tiger _____
 3 milk water hot chocolate feather _____
 4 snake yogurt monkey polar bear _____

2 Write. **It has** **It doesn't have**

- 1  This animal is tall. It has a long neck.
 _____ four legs. _____ big ears.
 2  This animal is big.
 _____ fur. _____ fingers.
 3  This animal is little.
 _____ four wings. _____ two wings.
 4  This animal is long.
 _____ legs. _____ two eyes.

3 Look and write. **Take** **Hurry** **Put** **OK**












Hurry up, please
 _____ on your coat.



Yes, _____

_____ off your shoes, please.









4 Look at the pictures. Read and circle.







- 1  I like / don't like juice and I like / don't like fish.
 I like / don't like yogurt.
 2  I like / don't like yogurt and I like / don't like fish.
 I like / don't like juice.

5 Look at the pictures and write.

1  2  3  a e
 _____ bed
 4  5  6  _____

6 Read and color.

My work in Units 10, 11, and 12 is

 **OK**   **Good**    **Excellent**

Online Play Play a game! ▶

13 Clean up!

Lesson One Words

1 Listen, point, and repeat. 🎧 143



rug



bed



cabinet



shelf



pillow



blanket

3 Listen and read. 🎧 145



Lesson Two Grammar

- 1 Listen to the story again and repeat. Act,
- 2 Look and say.

Let's learn!



There's a doll on the rug.



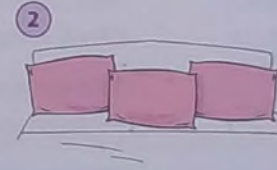
There are three books under the bed.

there's = there is

3 Write. **There's** **There are**



There's a blanket.



_____ three pillows.



_____ a cabinet.



_____ two beds.



_____ two rugs.



_____ a shelf.

4 Look at the pictures again. Point, ask, and answer.

How many blankets?

There's one blanket.

1 Listen, point, and repeat. 146

11 12 13 14 15

eleven

twelve

thirteen

fourteen

fifteen

16 17 18 19 20

sixteen

seventeen

eighteen

nineteen

twenty

2 Listen and sing. 147

3 Sing and do.

Let's sing!

There are ten in the bed

There are ten in the bed,
And the little one says,
"Two more, two more."
Two more get in.
Eleven, twelve!


There are twelve in the bed,
And the little one says,
"Two more, two more."
Two more get in.
Thirteen, fourteen!

There are fourteen in the bed, ...
Fifteen, sixteen!

There are sixteen in the bed, ...
Seventeen, eighteen!

There are eighteen in the bed, ...
Nineteen, twenty!

Help!




1 Listen, point, and repeat. 148



2 Listen and chant. 149



A big, big pin
And a big, big fig.
Keep the big pin.
Give the fig to a pig.



3 Read the chant again. Circle the *i* in the middle of the words.

4 Listen to the sounds and join the letters. 150

What does the pig have?



i i e e e i i
e e i i i e e



Skills Time!

Lesson Five

Reading

- 1 What's in the bedroom? Point and say. 2 Listen and read. 151

★ STAR LETTER ★

Dear Junior Magazine,
 This is a picture of my bedroom.
 There is a bed in my bedroom.
 There are lots of soccer balls on my blanket and pillow. There is a book shelf.
 I have twelve books on my shelf.
 Four books are about soccer.
 My clothes are in my cabinet,
 My favorite clothes are my red shorts and red T-shirt for soccer.
 I have lots of toys and a big toy box.
 There is a blue rug next to my bed.
 There are soccer balls on my rug, too!
 I like my bedroom and
 I like soccer!



Bye!
 From Jamie (age 7)



Write to JUNIOR MAGAZINE, New York, New York U.S.A.

3 Read again. Write T (true) or F (false).

- 1 There are photos on his blanket. F 2 Jamie has twenty books. _____
 3 He has lots of toys. _____ 4 Jamie has two cabinets. _____
 5 There are soccer balls on the rug. _____ 6 He likes his bedroom. _____

Lesson Six

Listening

- 1 Listen and write A or B. 152



- 1 A B 2 3 4 5 6

Speaking

- 2 Look at the pictures again. Ask and answer.

shoes teddy bear book T-shirt ball bag books

Where are the shoes?

They're on the rug.

Writing preparation

- 3 Read the questions and answers. Write or .

Where's my pillow ? It's on your cabinet .


Is it on my cabinet ? Yes, it is .

- 1 There is a blanket on my bed 2 Where's the pillow
 3 Is it in the kitchen 4 What's in my bedroom
 5 There are lots of toys 6 His name's Jamie

Complete the writing task on page 109 of the Workbook.


page 109

Fluency Time! 5



Everyday English

1 Watch and listen. Read and say. 153



Mom: Would you like salad?
James: Yes, please. Mmm, this is yummy.
Mom: Good. I'm happy you like it.



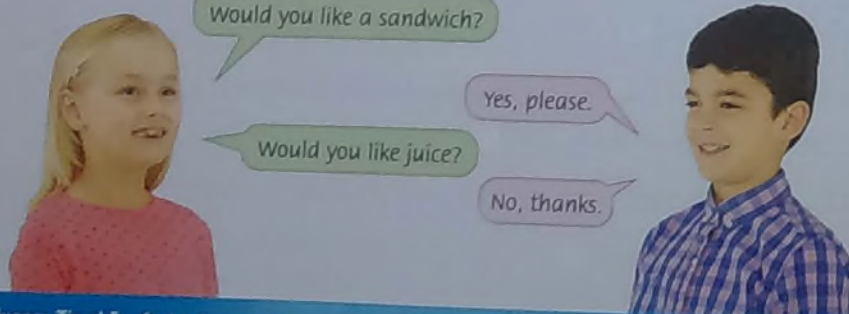
Mom: Would you like fries?
James: No, thanks. I'm full. Thank you for dinner.

2 Watch and listen. Number. 154




3 **Speaking** Look at the food words. Ask and answer.

a sandwich a cookie rice juice tea



Craft


1 Watch the story again.
2 Make a plate of food.




3 **Speaking** Fill your food plate. Ask and answer.



Lesson One Words

1 Listen, point, and repeat.  151



3 Listen and read.  157



1 Listen to the story again and repeat. Act.

2 Look and say.

Let's learn!



He can fly.



He can't talk.



Can he play soccer?
Yes, he can.



Can he talk?
No, he can't.

can't = cannot

3 Write. can can't



This doll can't talk.



She can run.



She can't climb.



She can walk.



She can swim.



She can't fly.

4 Look at the pictures again. Point, ask, and answer.

Can she talk?

No, she can't.

1 Listen, point, and repeat. 158



2 Listen and sing. 159

3 Sing and do.

Let's sing!

I can do anything!

I can write my alphabet,
My alphabet, my alphabet.

I can write my alphabet
From A to Z.

I can do anything, anything, anything,
I can do anything, if I try.

I can draw an elephant, ...
With two big ears.

I can do anything, ...

I can sing this song to you, ...
And make you smile.

I can do anything, ...



1 Listen, point, and repeat. 160



2 Listen and chant. 161


Look at the fox.
Hop over the pot.

Look at the fox.
Hop into the box.



3 Read the chant again. Circle the o in the middle of the words.


4 Match the words that rhyme.



Skills Time!

Lesson Five

Reading

- 1 What animals can you see? What color are they?
- 2 Listen and read.  162

Beautiful Animals

This is a very big cat.
It has orange and black stripes.
It can swim.
It can jump.
And it can run very fast.
This animal likes meat.
You can see it at the zoo.



What is it?

It is a tiger.



It is a parrot.

This is a bird.
It is blue, green, red, and yellow.
It can fly and it can sing.
It can't read or write.
But it can talk!
This animal likes fruit and nuts.
It can be a pet in a house.
What is it?


- 3 Read again and check (✓).

	tiger	parrot
1 It can fly.		✓
2 It can swim.		
3 It's a big cat.		

	tiger	parrot
4 It can talk.		
5 It's a bird.		
6 It can sing.		

Lesson Six

Listening

- 1 Listen and number.  163



Speaking

- 2 Look at the pictures again. Say and answer.

It has four legs. It can run. It's brown and big.

Yes, it is.

Is it a lion?

Writing preparation

- 3 Circle *n't* and match.

can't = cannot

1 It can't read.

a Action Boy cannot talk.

2 A seal can't fly.

b It cannot read.

3 Action Boy can't talk.

c I cannot swim.

4 I can't swim.

d A seal cannot fly.

What letter is missing? **n't** = n ___ t

Complete the writing task on page 117 of the Workbook.

page
117

Geography Time!

Topic: Volcanoes

- 1 Listen, point, and repeat. 164



volcano



inside



hole



erupt



lava

- 2 Listen and read. 165

Amazing Volcanoes

Volcanoes are very big and very tall. There is a hole in the volcano. There is lava inside the hole. It is red and yellow, and it is very, very hot!



Volcanoes can erupt. The lava comes out and goes down the volcano. It is beautiful, but very dangerous.



This is the biggest volcano in the world. It's in Hawaii, and its name is Mauna Loa. Some volcanoes don't erupt, but Mauna Loa erupts a lot.



There are also volcanoes under the ocean. They erupt all the time, but we can't see them!

- 3 Read again. Circle T (true) or F (false).

- | | | |
|----------------------------------|---|---|
| 1 Mauna Loa is a little volcano. | T | F |
| 2 It is hot inside the volcano. | T | F |
| 3 Volcanoes can't erupt. | T | F |
| 4 Lava is red and yellow. | T | F |

- 4 **Think!** Are there volcanoes in your country?



Project

- 1 Listen and write the number. 166



- 2 Project. Make a volcano.



Put a glass in a pail. Add sand or mud and turn the pail over.



Put baking soda into the glass.



Add dishwashing liquid and food color.



Add vinegar. See your volcano erupt!

- 3 Talk about your project.

This is my volcano.
The volcano can erupt.
The lava is red.



Lesson One Words

1 Listen, point, and repeat. 107



sandcastle



beach



crab



the ocean



boat



shell

3 Listen and read. 108



2 Listen and chant. 108

1 Listen to the story again and repeat. Act.

2 Look and say.

Let's learn!



Let's make a sandcastle.
That's a good idea.




Let's play ball.
Great. OK!

3 Circle and write.

Let's make a sandcastle.

sandcastle ice cream crab



Let's swim in the _____.

house living room ocean



Let's find _____.

a yogurt shells play



Let's play _____.

beach ball hat

4 Look at the pictures again. Point and say.

Let's make a sandcastle.

That's a good idea.

1 Listen, point, and repeat. 170



sunscreen



bat



ice pop



pail



shovel

2 Listen and sing. 171

3 Sing and do.

Let's sing!

It's a wonderful day!

Hey, hey!
It's a wonderful day.
We are going to the beach today.

Don't forget your sunscreen,
Don't forget your hat.
Don't forget your frisbee,
Or your ball and bat.

Hey, hey!
It's a wonderful day ...

Have an ice cream,
Have a drink.
Have an ice pop,
Yellow or pink.

Hey, hey!
It's a wonderful day ...



1 Listen, point, and repeat. 172



rug



bug



sun

2 Listen and chant. 173



I'm on the rug,
Rug, rug, rug.
Look at the bug,
Bug, bug, bug.
Here is the sun,
Sun, sun, sun.
Let's go and have fun,
Fun, fun, fun.



3 Read the chant again. Circle the u in the middle of the words.

4 Listen to the sounds and join the letters. 174

What does the fox have?



u i o i o u o
o o u o u i i
i u i u i o u



Lesson Five

Reading

- 1 What can you see in the picture? Point and say. 2 Listen and read. 🎧 175



Hi Ben,

I am on vacation here with my sister, mom, and dad. The beach is great. It is long and sandy. I have a new pail and shovel, so we can make sandcastles. There are shells and crabs on the beach, too. I have a bat and ball too, so we can play games together.

The ocean is blue and clean here. We can swim in the ocean and go in a boat. I like boats, so I'm happy about that.

Our hotel is really nice. I can see the ocean from my bedroom. There is a swimming pool at the hotel. I can swim here, too!

From,
Robbie



Ben Jones

18 Park Avenue

New York City, NY

10016

USA

- 3 Read again. Circle the correct word.

- 1 Robbie is on vacation with his brother / sister. 2 The ocean is green / blue.
3 Robbie can / can't see the ocean from his bedroom. 4 There are crabs / frisbees on the beach.
5 Robbie likes trains / boats.

Lesson Six

Listening

- 1 Listen and write A or B. 🎧 176



1 A

2

3



4

5

6

Speaking

- 2 Look at the pictures again. Point and say.

play with a bat and ball
play soccer

find crabs and shells
play frisbee

make a sandcastle
put on sunscreen

Let's play soccer.

Great. OK!

verbs = doing words

Writing preparation

- 3 Circle the verbs.

Let's run. Let's go in a boat.

- 1 Let's swim. 2 Let's walk.
3 Let's play ball. 4 Let's find shells.
5 Let's put on sunscreen. 6 Let's make a sandcastle.

Complete the writing task on page 125 of the Workbook.

page 125

1 Circle the odd-one-out. Write.

- | | | | | | |
|---|------|------------|---------|---------|-------|
| 1 | bed | cabinet | shelf | shell | shell |
| 2 | crab | sandcastle | volcano | pail | _____ |
| 3 | lava | thirteen | twenty | fifteen | _____ |
| 4 | walk | the ocean | run | dance | _____ |

2 Write T (true) or F (false).



- There are two beds. T
- There's a kite under a bed. _____
- There are books on the cabinet. _____
- There are pants on the rug. _____
- There's a ruler on the shelf. _____

3 Write. can can't

- It can fly.
- It _____ walk.
- It _____ climb.
- It _____ swim.

4 Look and write. please Do thanks want

Do you want carrots?



No, _____, I'm full.

Really? Do you want hot chocolate?



Yes, _____, I want hot chocolate!

5 Match.

- | | | | | |
|---|--|--------------|-------|---------------|
| 1 | | Let's make | _____ | sunscreen. |
| 2 | | Let's put on | _____ | crabs. |
| 3 | | Let's go in | _____ | a boat. |
| 4 | | Let's find | _____ | a sandcastle. |

6 Circle the vowel.

- | | | | | | | | | | |
|---|-----------|---|-----------|---|-----------|---|-----------|---|-----------|
| 1 | a e i o u | 2 | a e i o u | 3 | a e i o u | 4 | a e i o u | 5 | a e i o u |
|---|-----------|---|-----------|---|-----------|---|-----------|---|-----------|

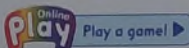
7 Look at the pictures again and write.

a e i o u
fan _____

8 Read and color.

My work in Units 13, 14, and 15 is

OK Good Excellent





Supporting all teachers,
developing every child

- NEW** Teachers love Family and Friends. The clear structure, fast-paced language syllabus, engaging songs and stories, and comprehensive assessment package make it one of the world's most popular courses for young learners.
- NEW** Fluency Time! sections with functional language to build conversation skills
- NEW** Cross-curricular lessons develop presentation skills and critical thinking
- NEW** Systematic support for differentiated learning
- NEW** Interactive Online Practice and Online Play

For students



Student Book

Workbook
with or without
Online Practice



eBooks



Online Play

Also available



- Grammar Friends ■ Readers ■ Alphabet book
- Oxford Primary Skills: Reading and Writing

For teachers



Teacher's Book Plus



Oxford Tools
Digital Classroom Resources



Teacher's Book Plus
Assessment and Resource CD-ROM & Audio CD



Class Audio CDs

Teacher's Resource Pack
with Story Posters, Phonics Cards, and Flashcards



SHAPING LEARNING TOGETHER

