


# Pockets

1

Second Edition



Mario Herrera

Barbara Hojel

# Pockets 1

Second  
Edition



Mario Herrera      Barbara Hojel

# Contents

<b>1</b>	<b>My Classroom</b> .....	<b>2</b>
<b>2</b>	<b>My Body</b> .....	<b>14</b>
<b>3</b>	<b>My Toys</b> .....	<b>26</b>
<b>4</b>	<b>My Family</b> .....	<b>38</b>
<b>5</b>	<b>Our Pets</b> .....	<b>50</b>
<b>6</b>	<b>My Clothes</b> .....	<b>62</b>
<b>7</b>	<b>Party Food</b> .....	<b>74</b>
<b>8</b>	<b>Around My Home</b> .....	<b>86</b>
<b>9</b>	<b>Nature Around Us</b> .....	<b>98</b>

1

# My Classroom

[www.majazionline.ir](http://www.majazionline.ir)

Listen and point. Say.








2

Warm Up





Listen, point, and say. Trace.





Trace and say.




Practice: circle





Paste and say.







Let's read.



Yippee!



## At School



Hi! My name  
is Kim.



Hi! My name  
is Alex.

# 2

# My Body

Listen and point. Say.



16




Circle the body parts. Say.



Find and point to the circles.





Facis. Colora your face






Stick and color.



 Trace and say.



Practice: blue



Paste and say.







This is fun!





Look! This is my nose.




# My Stick Puppet

Draw and paste.



 Point to the body parts and say. Stick.

Unit 2  
GOOD  
JOB!



# 3




# My Toys

Listen and point. Say.






Listen, point, and say. Trace.





Trace the squares.






 Trace and say.





Paste and say.







Thank you, Mother!



# My Teddy Bear



I love my teddy bear!



Oh no! My teddy is broken!



Don't cry.  
I'll fix it!




OK.




Color the toys and say.

Share



# My Bear


Fold, paste, and draw.





Play and say. Stick.

Unit 3  
GOOD  
JOB!



Assessment



 Trace the squares.



Trace. Point and say.





Stick and color.








Say and color.



Practice: red, blue, yellow

 Paste and say.





This is the baby.




# My Family



This is my father.




Hello!



This is my brother.



Hello!



This is my sister.



Hello!




Paste paper on the frame.

# Love Your Family



# My Family Album

Fold, paste, and draw.





Play and say. Stick.

Unit 4  
GOOD  
JOB!



# 5

# Our Pets



Listen and point. Say.









Listen, point, and say. Trace.



Presentation: cat, dog, rabbit, turtle, fish, bird




Trace the triangles.








Draw a line and say.



Stick and color.





 Trace and draw. Say.





Paste and say.






Good-bye!

© Pearson Education, Inc. All rights reserved.

# I Have a Pet



Hello, Sam. Look!  
I have a dog.



Hello, Ann. Look!  
I have a rabbit.



Hello, Ann. Hello, Sam.  
Look! I have a cat.



# Be Kind to Pets




Circle the cat. Draw another pet.






# My Rabbit

Use dough and make a pet.



 Play and say. Stick.

Unit 5  
GOOD  
JOB!



6

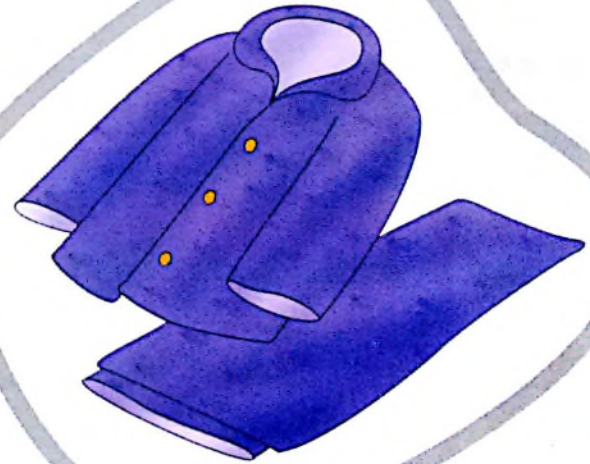

# My Clothes

Listen and point. Say.





Listen, point, and say. Trace.




Presentation: T-shirt, pants, shoes, dress, jacket, pajamas

Trace the triangles. Find others.





Match the clothes and say.





Stick and color.








Trace and paste paper.





Paste and say.



# The Red T-Shirt



Thank you, Mother!



You're welcome.

© Pearson Education, Inc. All rights reserved.



Look, Mother! I want a T-shirt!



OK! Let's go in.



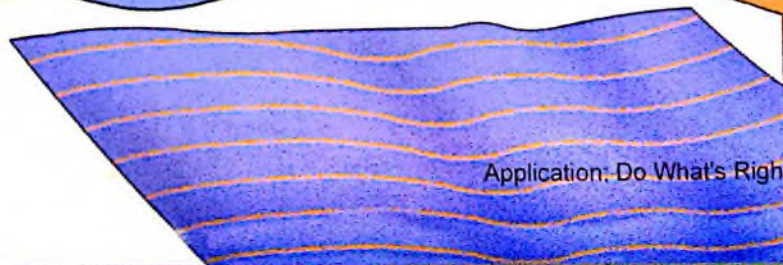

Hello! What do you want?



I want a red T-shirt, please.

Color the clothes and say.

Be Helpful



Application: Do What's Right



# My T-Shirt

Draw and paste.



Play and say. Stick.

Unit 6  
GOOD  
JOB!



# 7



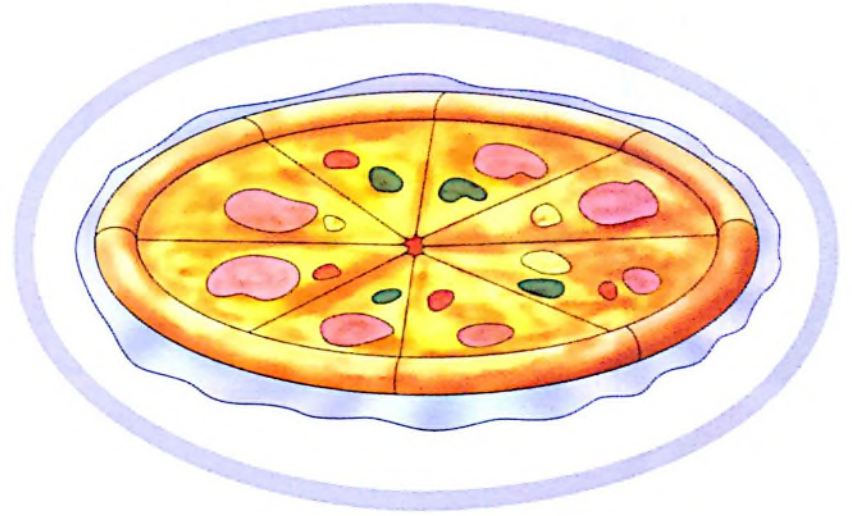
# Party Food

Listen and point. Say.







Listen, point, and say. Trace.



Practice: cake, ice cream, pizza, sandwich, lemonade, orange juice



Trace the rectangles. Find others.





Draw lines in color and say.



Practice: blue, yellow, green, orange, purple

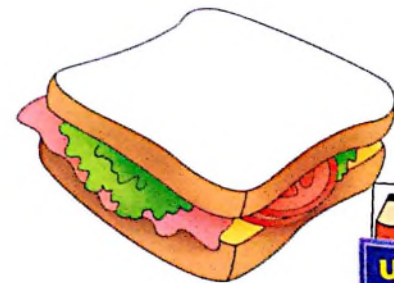

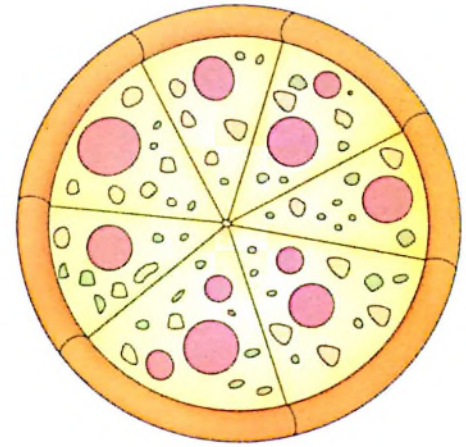



Stick and color.






Draw a line and say.





Paste and say.





Good-bye,  
Alex!  
Thank you!



You're  
welcome!

© Pearson Education, Inc. All rights reserved.

# A Party



Hello! Let's have a party.



Look, pizza! Lemonade!



I like pizza!



I like lemonade!





Paste paper on the frame.

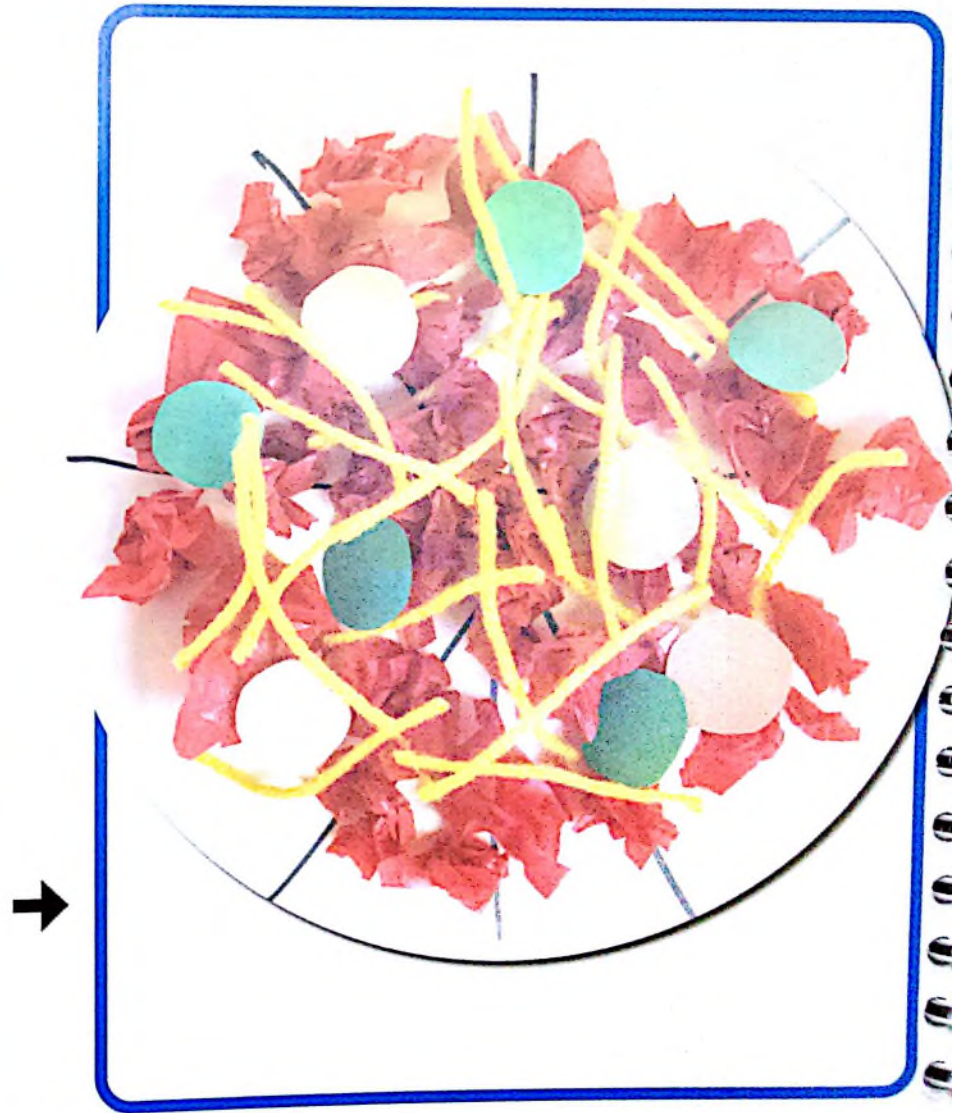


# Take Turns



Application: Do What's Right



# My Pizza

Draw and paste.



 Play and say. Stick.

Unit 7  
GOOD  
JOB!



# 8



# Around My Home

Listen and point. Say.






Listen, point, and say. Trace.








 Trace the rectangles. Find others.





Match and say.








Stick and color.







Draw a path. Say.





Paste and say.





Thank you, Mother.  
We like the park.

© Pearson Education, Inc. All rights reserved.

# At the Park



Let's go to  
the park.



Yes!  
Yes!



I like the slide.



Whee!



Let's go to  
the swings!



Yes! I like  
swings!

TOYS

FOOD

Be Friendly






Trace and say "Hello."



# Our Playground Picture

Draw and paste.



Play and say. Stick.

Unit 8  
GOOD  
JOB!



# 9

# Nature Around Us

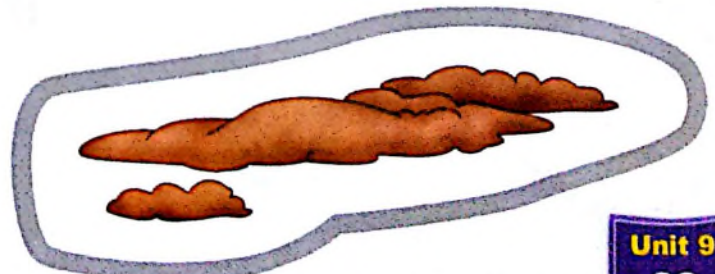





Listen and point. Say.










Listen, point, and say. Trace.




Presentation: tree, grass, sun, flower, bugs, dirt

 Trace and say.





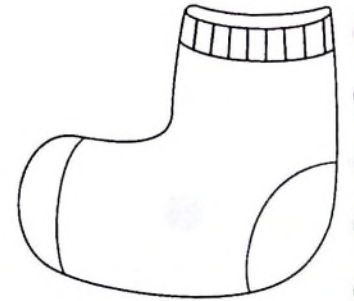





Trace and say. Paste paper.








Stick and color.



Trace the lines. Say.







Paste and say.




# The Ladybug




 **Good-bye.**


 **Look!**


 **What's that?**



 **It's a ladybug!**



 **I like ladybugs!**

 **Wow!**



Draw more grass and flowers.



Enjoy Nature

Values



# My Ladybug

Color and paste.



Point and say. Stick.

Unit 9  
GOOD  
JOB!




Assessment

Unit 9  
109



# Pockets 1, Second Edition - Stickers

Unit 1 Page 6



Unit 2 Page 18




Unit 3 Page 30



Unit 6 Page 66



Unit 4 Page 40



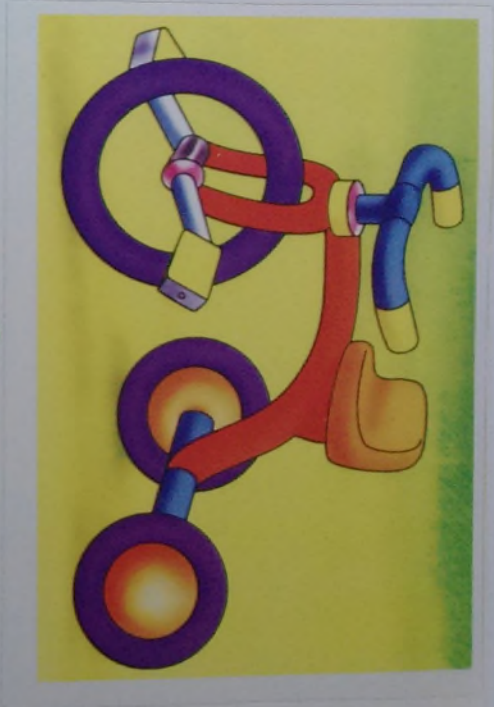
Unit 5 Page 54



Unit 7 Page 78



Unit 8 Page 90



# Pockets 1, Second Edition - Stickers

Unit 9  
Page 102



**"Good Job!" Stickers**



**Pockets 1**  
**Second Edition**  
**Punchouts**

**Unit 3**  
**Page 32**




**Unit 4**  
**Page 44**



# Pockets 1 Second Edition Punchouts

Unit 8  
Page 92

Unit 9  
Page 104





# Pockets 1 Second Edition Punchouts

Unit 5  
Page 56



Unit 6  
Page 68

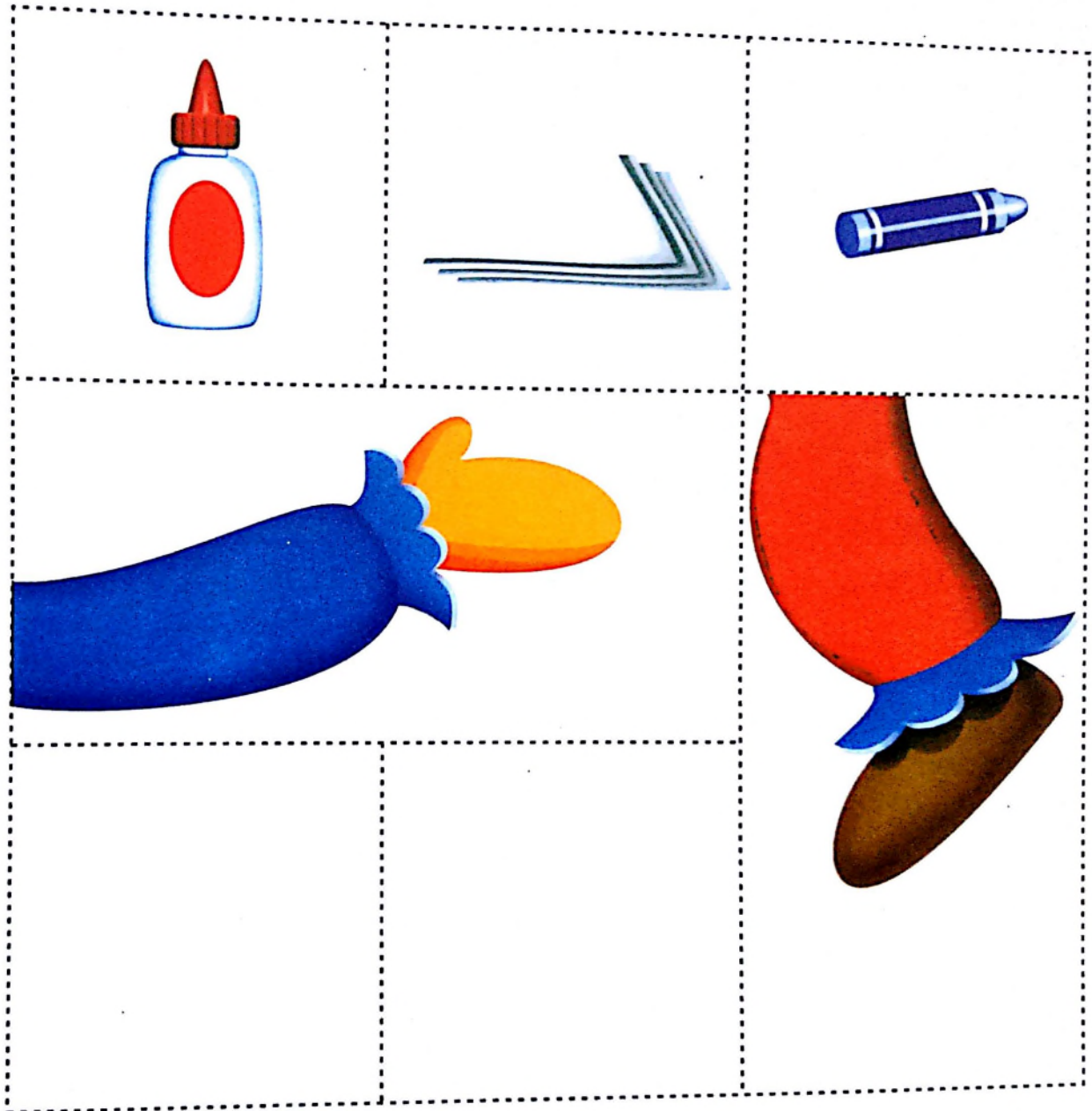


Unit 7  
Page 80



# Pockets 1 Second Edition Punchouts

Unit 1  
Page 8



Unit 2  
Page 20

# Pockets 1

Second Edition



Reach into *Pockets, Second Edition*, for a happy, productive English classroom! This popular four-level course for children aged two to five features an easy-to-use, five-step pedagogy that supports language acquisition and skills development.

## New to the second edition

- fun hands-on projects
- a values curriculum
- more math content
- dialogue-enhanced assessments
- photographs for a real-life connection
- student CD-ROMs
- new songs and chants
- a Reading and Writing Workbook with Teacher's Notes
- a new level for two-year-olds

## Components

- Student Book with CD-ROM (Levels 2 and 3)
- Workbook with Songs and Chants CD
- Reading and Writing Workbook (one for program)
- Interleaved Teacher's Edition
- Class Audio CD
- Large-format Picture Cards
- Large-format Posters
- Teacher's Bonus Pocket (one for program)
- Mascot Puppet
- Video (DVD) with Guide
- Big Book with Teacher's Notes
- Companion Website



Pockets Companion Website  
<http://www.pearsonlongman.com/pockets>

