

Pockets 3

Second
Edition



PEARSON
Longman

Mario Herrera

Barbara Hojel

CD-ROM
included

Pockets 3, Second Edition CD-ROM Program

- 1. People at School**
- 2. I Am Healthy**
- 3. Making Toys**
- 4. Our Community**
- 5. Let's Go to the Farm**
- 6. What People Wear**
- 7. At the Restaurant**
- 8. Let's Go Somewhere**
- 9. Going Camping**
- 10. Having Fun!**

Pockets 3

Second
Edition



Mario Herrera

Barbara Hojel



Bookends & Second Edition

Copyright © 2009 by Pearson Education, Inc.
All rights reserved.

No part of this publication may be reproduced, stored in a retrieval system, or transmitted in any form or by any means, electronic, mechanical, photocopying, recording, or otherwise, without the prior permission of the publisher.

Pearson Education, 51-200 Sunset, Upper Floor, NY 10088

Staff credits: The people who made up the *Pockets, Second Edition* team, representing editorial, production, design, and marketing, are: Peter Gordon, Jr. (Executive Project Manager), Christine Farnsworth (Senior Editor), Nancy Huggeman (Senior Editor), Christopher Johnson (Editor), Linda Miller (Senior Editor), Susan Taylor (Editor), and Robert Clark (Editor).

Text design: Thomas H. Smith, Jr.

Text composition: The Composition

Text layout: Thomas H. Smith, Jr.

Illustrations: John Aronson, John Aronson, Mark Rodriguez, and Bruce Williams, Jr.

Photo: Page 16: Photo courtesy of Pearson Learning Group
Page 17: Photo courtesy of Pearson Learning Group
Page 18: Photo courtesy of Pearson Learning Group
Page 19: Photo courtesy of Pearson Learning Group
Page 20: Photo courtesy of Pearson Learning Group
Page 21: Photo courtesy of Pearson Learning Group
Page 22: Photo courtesy of Pearson Learning Group
Page 23: Photo courtesy of Pearson Learning Group
Page 24: Photo courtesy of Pearson Learning Group
Page 25: Photo courtesy of Pearson Learning Group
Page 26: Photo courtesy of Pearson Learning Group
Page 27: Photo courtesy of Pearson Learning Group
Page 28: Photo courtesy of Pearson Learning Group
Page 29: Photo courtesy of Pearson Learning Group
Page 30: Photo courtesy of Pearson Learning Group
Page 31: Photo courtesy of Pearson Learning Group
Page 32: Photo courtesy of Pearson Learning Group
Page 33: Photo courtesy of Pearson Learning Group
Page 34: Photo courtesy of Pearson Learning Group
Page 35: Photo courtesy of Pearson Learning Group
Page 36: Photo courtesy of Pearson Learning Group
Page 37: Photo courtesy of Pearson Learning Group
Page 38: Photo courtesy of Pearson Learning Group
Page 39: Photo courtesy of Pearson Learning Group
Page 40: Photo courtesy of Pearson Learning Group
Page 41: Photo courtesy of Pearson Learning Group
Page 42: Photo courtesy of Pearson Learning Group
Page 43: Photo courtesy of Pearson Learning Group
Page 44: Photo courtesy of Pearson Learning Group
Page 45: Photo courtesy of Pearson Learning Group
Page 46: Photo courtesy of Pearson Learning Group
Page 47: Photo courtesy of Pearson Learning Group
Page 48: Photo courtesy of Pearson Learning Group
Page 49: Photo courtesy of Pearson Learning Group
Page 50: Photo courtesy of Pearson Learning Group
Page 51: Photo courtesy of Pearson Learning Group
Page 52: Photo courtesy of Pearson Learning Group
Page 53: Photo courtesy of Pearson Learning Group
Page 54: Photo courtesy of Pearson Learning Group
Page 55: Photo courtesy of Pearson Learning Group
Page 56: Photo courtesy of Pearson Learning Group
Page 57: Photo courtesy of Pearson Learning Group
Page 58: Photo courtesy of Pearson Learning Group
Page 59: Photo courtesy of Pearson Learning Group
Page 60: Photo courtesy of Pearson Learning Group
Page 61: Photo courtesy of Pearson Learning Group
Page 62: Photo courtesy of Pearson Learning Group
Page 63: Photo courtesy of Pearson Learning Group
Page 64: Photo courtesy of Pearson Learning Group
Page 65: Photo courtesy of Pearson Learning Group
Page 66: Photo courtesy of Pearson Learning Group
Page 67: Photo courtesy of Pearson Learning Group
Page 68: Photo courtesy of Pearson Learning Group
Page 69: Photo courtesy of Pearson Learning Group
Page 70: Photo courtesy of Pearson Learning Group
Page 71: Photo courtesy of Pearson Learning Group
Page 72: Photo courtesy of Pearson Learning Group
Page 73: Photo courtesy of Pearson Learning Group
Page 74: Photo courtesy of Pearson Learning Group
Page 75: Photo courtesy of Pearson Learning Group
Page 76: Photo courtesy of Pearson Learning Group
Page 77: Photo courtesy of Pearson Learning Group
Page 78: Photo courtesy of Pearson Learning Group
Page 79: Photo courtesy of Pearson Learning Group
Page 80: Photo courtesy of Pearson Learning Group
Page 81: Photo courtesy of Pearson Learning Group
Page 82: Photo courtesy of Pearson Learning Group
Page 83: Photo courtesy of Pearson Learning Group
Page 84: Photo courtesy of Pearson Learning Group
Page 85: Photo courtesy of Pearson Learning Group
Page 86: Photo courtesy of Pearson Learning Group
Page 87: Photo courtesy of Pearson Learning Group
Page 88: Photo courtesy of Pearson Learning Group
Page 89: Photo courtesy of Pearson Learning Group
Page 90: Photo courtesy of Pearson Learning Group
Page 91: Photo courtesy of Pearson Learning Group
Page 92: Photo courtesy of Pearson Learning Group
Page 93: Photo courtesy of Pearson Learning Group
Page 94: Photo courtesy of Pearson Learning Group
Page 95: Photo courtesy of Pearson Learning Group
Page 96: Photo courtesy of Pearson Learning Group
Page 97: Photo courtesy of Pearson Learning Group
Page 98: Photo courtesy of Pearson Learning Group
Page 99: Photo courtesy of Pearson Learning Group
Page 100: Photo courtesy of Pearson Learning Group

PEARSON LANGMAN ON THE WEB

PearsonLangman.com offers online resources for teachers and students. Access our Companion Website, our online catalog, and our local offices around the world. Visit us at pearsonlangman.com.

ISBN 10: 0-13-603883-9
ISBN 10: 0-13-603883-9

Printed in China (C 10/09)
4 5 6 7 8 9 10 11 12 13 14 15 16 17

Consultants and Reviewers

Claudia Abraham, Peking, Mexico City, Mexico - Colina Aceves, Instituto Miguel Angel, Guadalajara, Mexico - Laura Acosta, Colegio Quetzal, Mexico City, Mexico - Lilia Argueta, Colegio Guadalupe, Mexico City, Mexico - Elvia Badillo Chávez, Universidad Anahuac, Facultad de Educación, Centro de Asesoría Pedagógica, Mexico City, Mexico - Rosa María Buerba Villegas, U. de México, Universidad Anahuac, Mexico City, Mexico - Consuelo Cadena Soria, Facultad Mexicana Americana, Mexico City, Mexico - Olga Calva, Colegio Británico, México, D. F., Mexico - Jacqueline Castillo, IMAF, Mexico City, Mexico - Yoon Young Choi, Yoon Language School, Seoul, Korea - Alma Georgina Cruz, Fernando R. Rodríguez, Mexico, D. F., Mexico - Ruth Cruz, Colegio Carmel, Mexico City, Mexico - María del Consuelo Puerta, Facultad Mexicana Americana, Mexico City, Mexico - Rosario Escobedo, Universidad Morelos, Mexico City, Mexico - Blanca E. García Robledo, Kinder yon F. Kennedy, Guadalajara, Mexico - Edgar García Ruvalcaba, Escuela Bertha Vaz, Guadalajara, Guadalajara, Mexico - Mónica García, Instituto Pierre Henry, Guadalajara, Mexico - Antonieta González, IMAF, Guadalajara, Mexico - Jennifer Huerta, Monte Rosa, Mexico City, Mexico - Irma Isabel Inzunza, Colegio Leonardo da Vinci, Cancun, Mexico - Ruth Inazo Valtierra, Colegio Victoria Reyes, Mexico City, Mexico - Helen Jean, Hanae, D. F., R. & D. Hanae, Seoul, Korea - Ana Langarica Rentería, Centro Escolar de Tepejala, Mexico City, Mexico - Eun Mi Lee, Mokdong S.P. Seoul, Korea - Lorena Patricia Licande, Centro Educativo los Pinos, Guadalajara, Mexico - Laura López de la Vega, Colegio Miraflores, León, Mexico - Marta Inés López, NORMA, Monterrey, Mexico - Juana Elvira Marroquín, Instituto Regeneración, Monterrey, Mexico - Lucy Miranda, León, Mexico - Monterrey, Mexico - Gabriela Muela, Instituto Olímpica, Monterrey, Mexico - Aida Najera, Bernardo de Balbuena, Mexico City, Mexico - Margarita Natera, Colegio Hispano Inglés, León, Mexico - Marcela Reyes, Colegio Reina, Mexico City, Mexico - Angélica Rios, Nariño, Mexico City, Mexico - Mariana Serrano, Centro Educativo Montevideo, Cancun, Mexico - María Fernanda Torres Romero, Escuela Mexicana Americana, Mexico City, Mexico - Bertha Vázquez, Latin American School, Monterrey, Mexico - Lucy Vergara, Colegio Andersen, Mexico City, Mexico

Pearson Langman would like to thank the following schools for piloting *Pockets, Second Edition*:

Colegio Anglo Francés, Monterrey, Mexico - Colegio Cervantes Colonias, Guadalajara, Mexico - Colegio Euterpe, Monterrey, Mexico - Colegio Highlands, Monterrey, Mexico - Colegio Himalaya, Monterrey, Mexico - Colegio Hispanoamericano, León, Mexico - Colegio Isabel La Católica, Monterrey, Mexico - Colegio Mexicano, Monterrey, Mexico - Colegio Mi Pequeño Sol, León, Mexico - Colegio Miraflores, León, Mexico - Instituto Damich, Puebla, Mexico - Instituto Godwin, Mexico City, Mexico - Instituto Miraflores, Monterrey, Mexico - Instituto Leonés, León, Mexico - Instituto Mexicano Madero, Campus Toledo, Puebla, Mexico - Instituto Mexicano Madero, Campus Zavaleta, Puebla, Mexico - Instituto Miguel Angel, Guadalajara, Mexico - Instituto Olímpica, Monterrey, Mexico - Irish Valley Preschool, Monterrey, Mexico - Kinder Andes, Mexico City, Mexico - Kinder Edelweiss, Mexico City, Mexico - Oak Hill CECVAC Preschool, Monterrey, Mexico - Oxford Preschool, Mexico City, Mexico - Pinecrest Institute, Mexico City, Mexico

Child Reviewers

Emily Bupp (4 years old) - Kyle Shiges Frommer (4 years old) - Cole Nam (3 years old) - Carlos Portillo Vázquez (3 years old) - Karla Portillo Vázquez (5 years old) - Marlee Rainmuth (5 years old) - Melissa Rodino (5 years old) - Veronika J. Volejak (3 years old) - Nina Marie Williams (4 years old)


Contents

1	People at School	2
2	I Am Healthy	14
3	Making Toys	26
4	Our Community	38
5	Let's Go to the Farm	50
6	What People Wear	62
7	At the Restaurant	74
8	Let's Go Somewhere	86
9	Going Camping	98

1

People at School

Listen and point. Say.





Listen, point, and say. Trace.



principal



secretary



gatekeeper



bus driver



cashier



music teacher



janitor



gym teacher



A7

Listen and draw a line.





Count, trace, and write.



=



10



15



11



16



12



17



13



18



14




19





Cut and paste (page 111) and/or draw. Say.





© Pearson Education Inc. All rights reserved



Hands up!
Jump!



1 2 3 4 5


Show me five.





Cut and paste. Say.


Clean Up



Application: Do What's Right

My School Bus

Paint. Cut and paste.





Listen. Point and say. Draw a line. Stick.

He's the bus driver.
He drives the bus.





Unit 1
GOOD
JOB!




2

I Am Healthy

Listen and point. Say.



Listen, point, and say. Trace.




sleeping



combing hair



exercising



eating healthy food



taking a shower



washing hands



using a tissue



brushing teeth



A20

Listen and circle.





They're exercising.





Count, trace, and write.

20 =



=



21 _____



26 _____



22 _____



27 _____



23 _____



28 _____



24 _____



29 _____

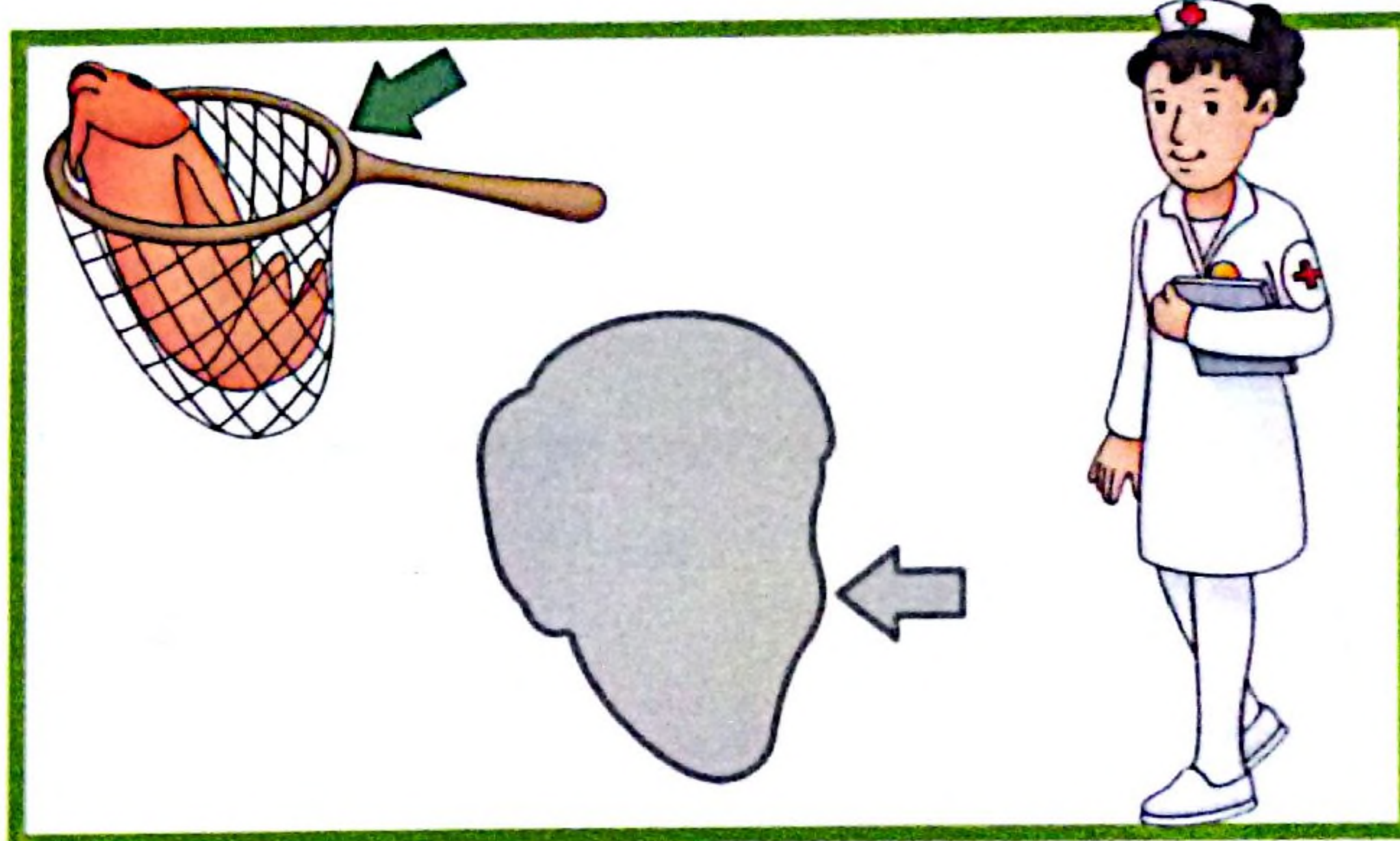





25 _____





Listen and stick. Say.






Trace and draw.



A




a



T




t



P




p



N



n





Cut and paste (page 113) and/or draw. Say.



My healthy habits!

A large empty rectangular box with a red border, intended for drawing or pasting.




Be Healthy

Brush your teeth.





Eat healthy food.


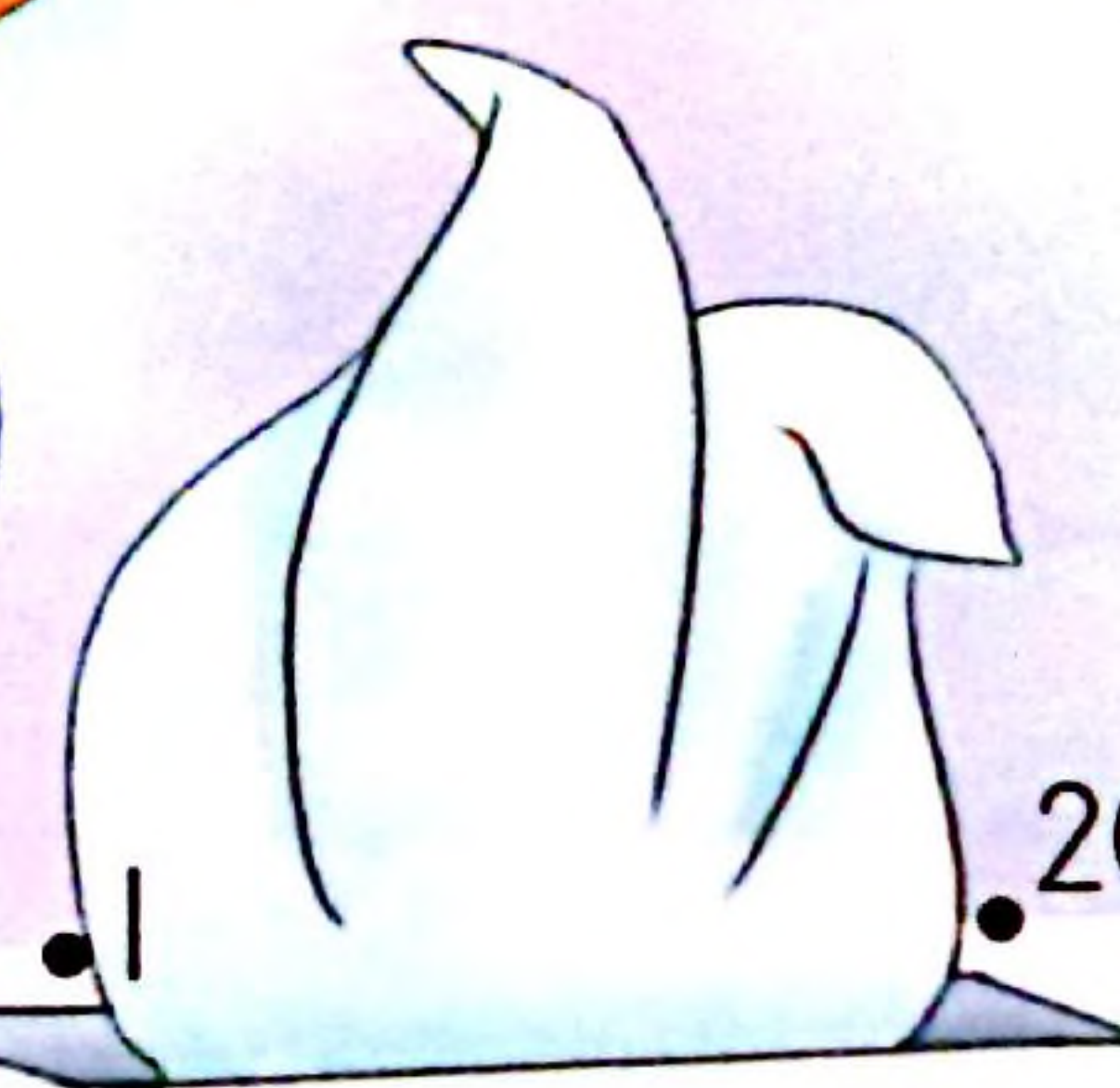


Exercise.

Be Considerate




Connect the dots and color. Say.



My Crayon Box

Cut and paste. Decorate.





What is she doing?



She's combing
her hair.



3


Making Toys

Listen and point. Say.






Listen, point, and say. Trace.




boxes




paint



paintbrushes



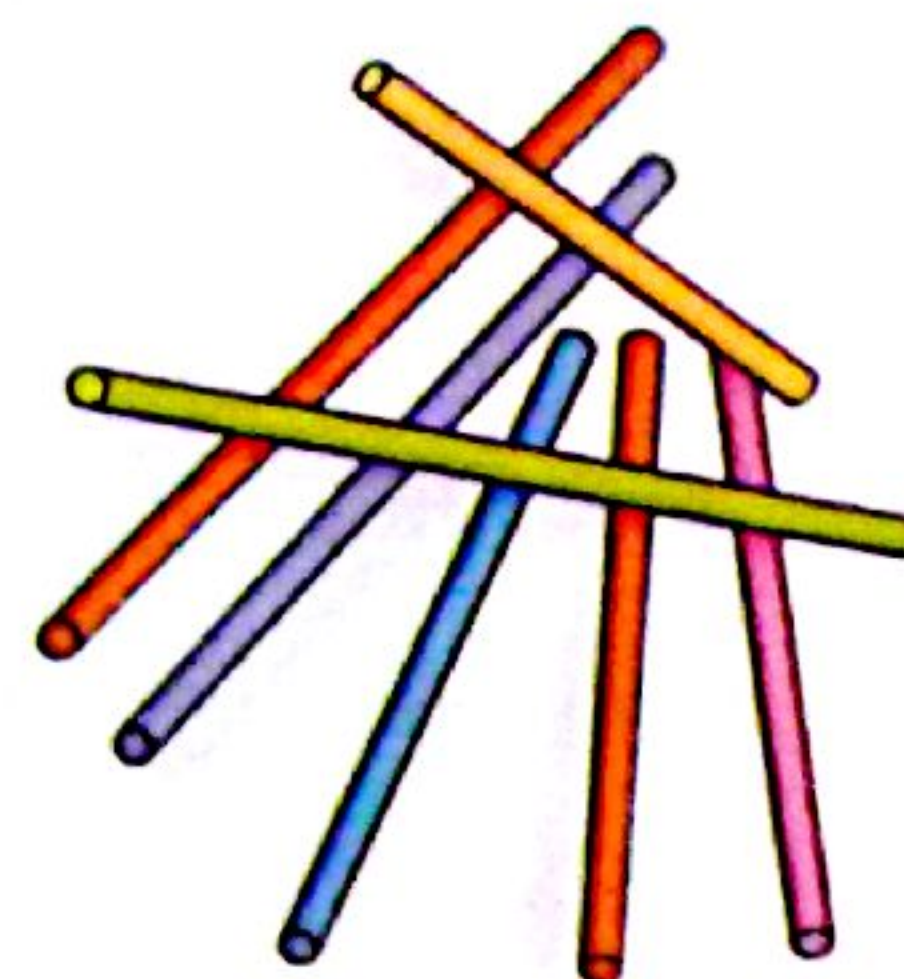
tape




paper



markers



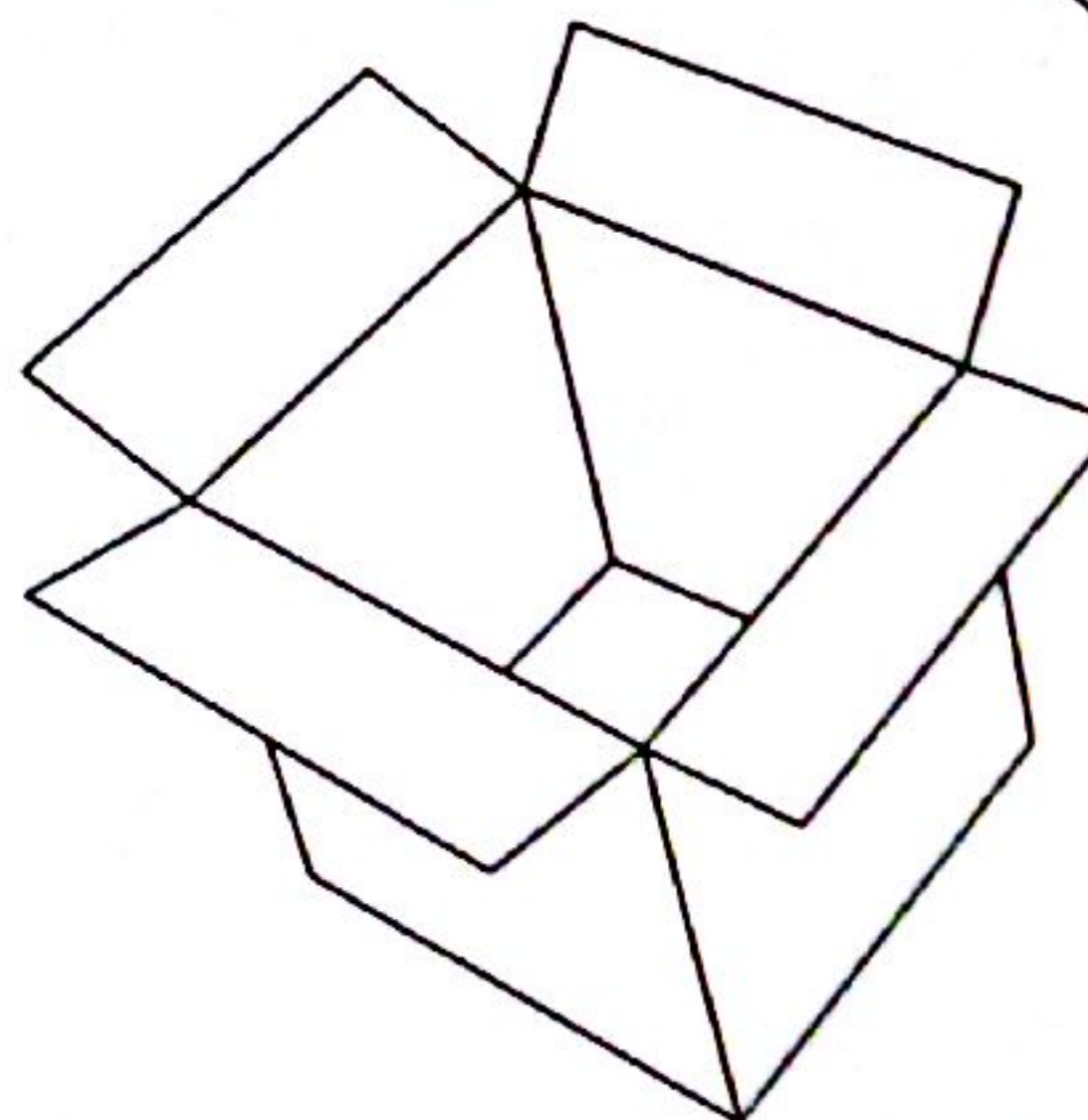
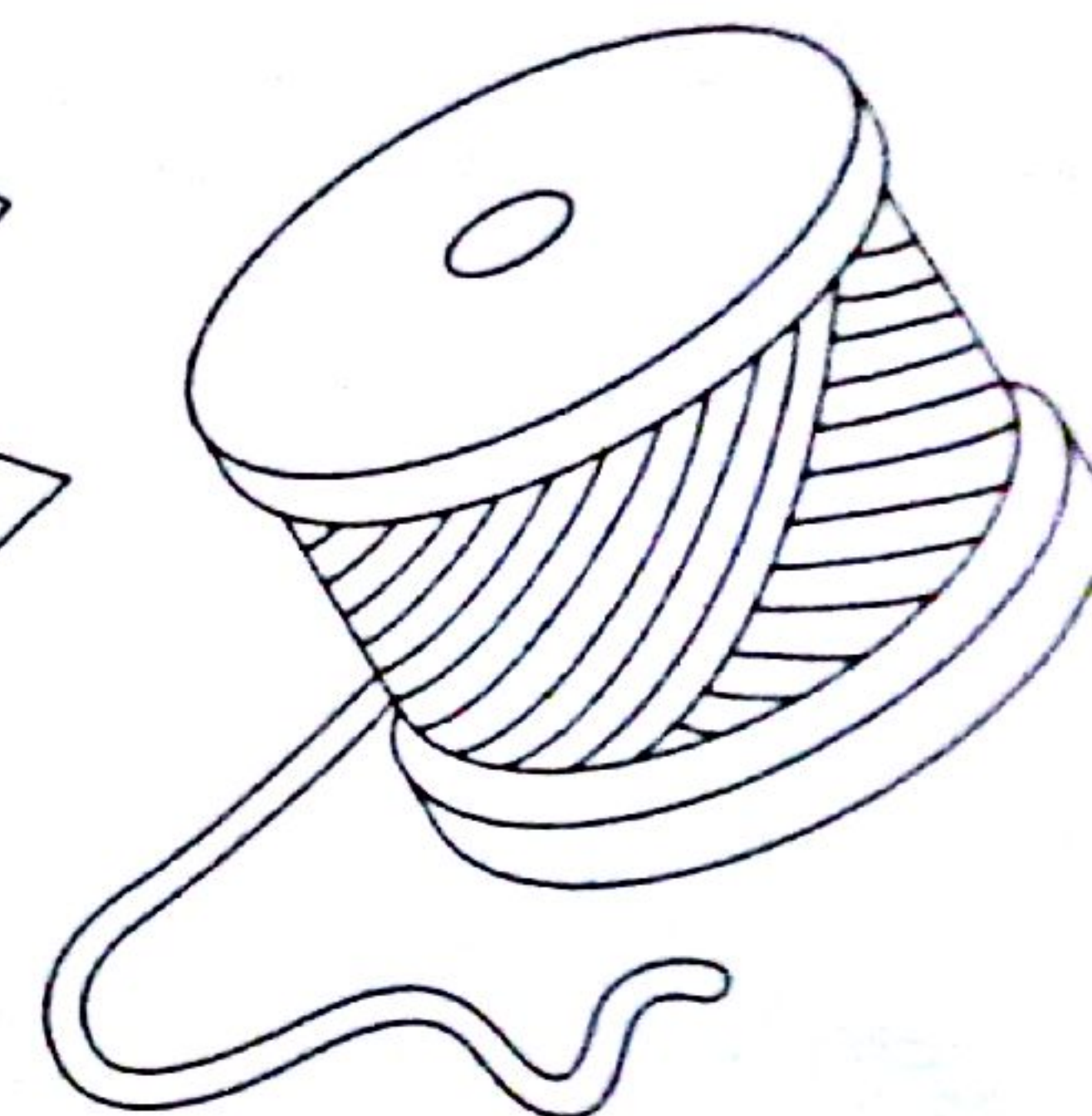
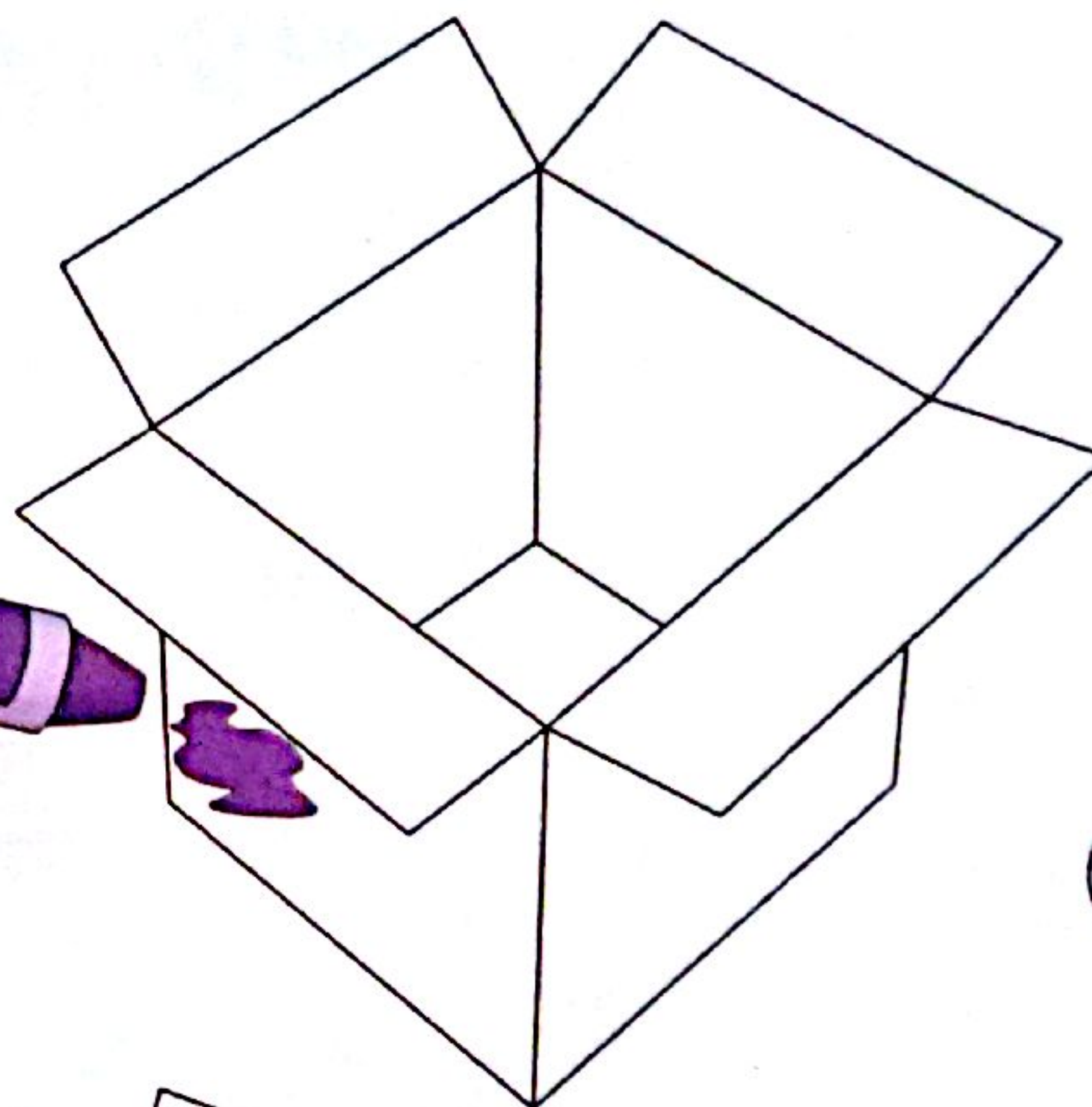
sticks



string



Look and color.






36




37 

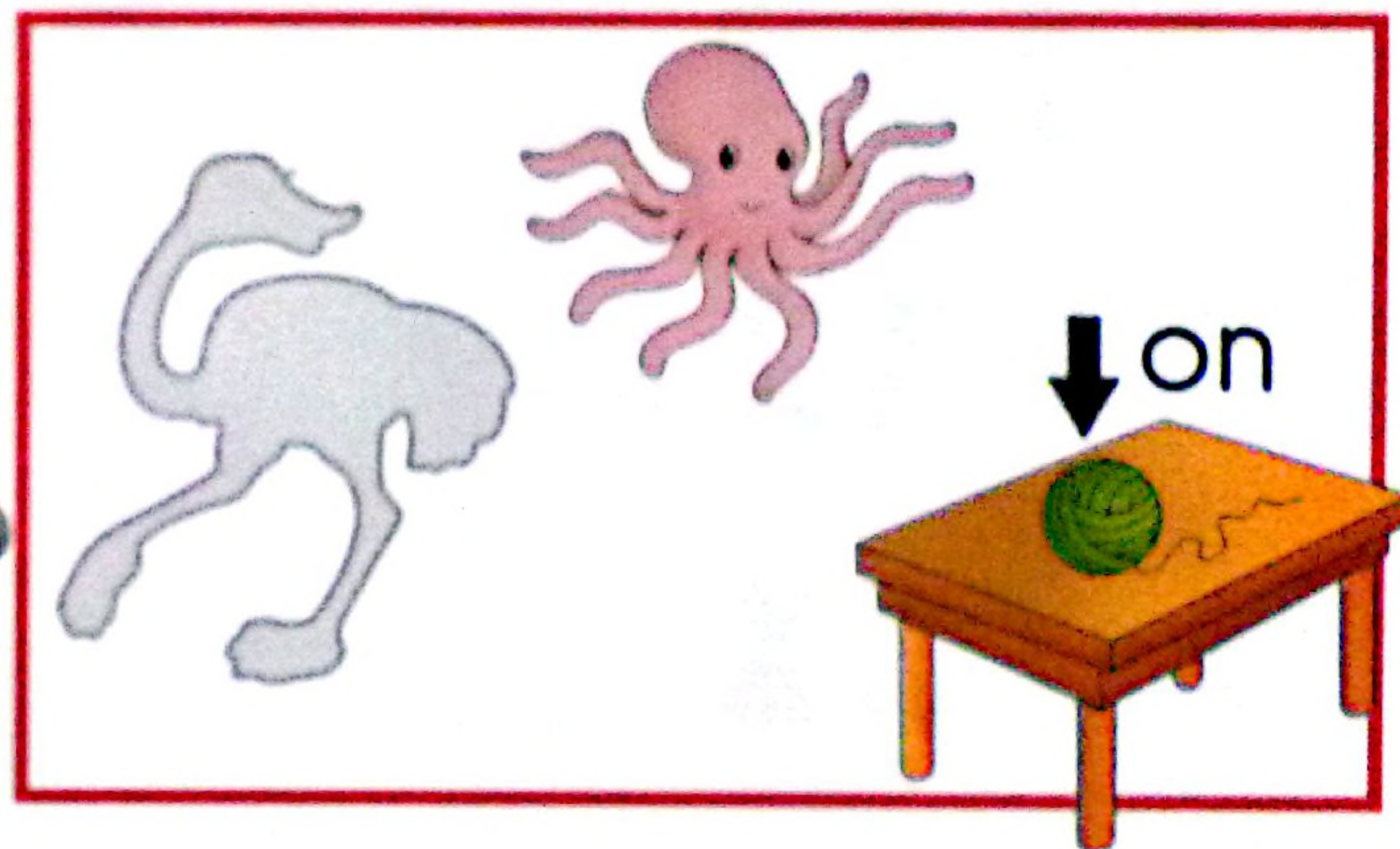



39  _____


35  _____





Listen and stick. Say.







Trace and draw.




D d




E e



G g



O o



The duck is on
the octopus.



The monkey is
on the duck.






Cut and paste. Say.


Don't Be Wasteful

Values



My Kite

Paint and tie strings. Decorate.





Listen. Point, say, and circle. Stick.

Unit 3
GOOD
JOB!



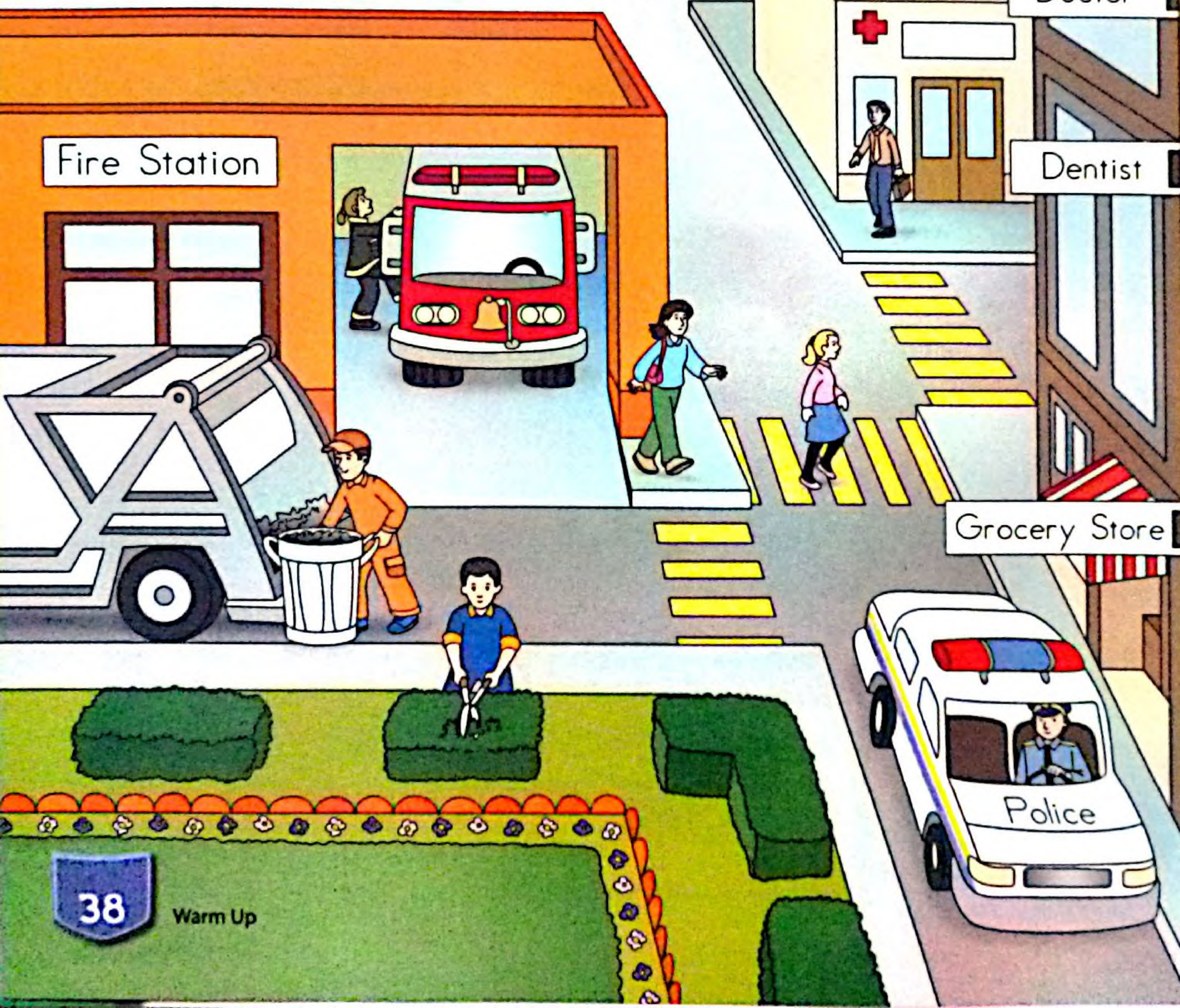
What's this?

It's string.

4

Our Community

Listen and point. Say.





Listen, point, and say. Trace.



dentist



gardener



nurse



salesperson



trash collector



firefighter



police officer

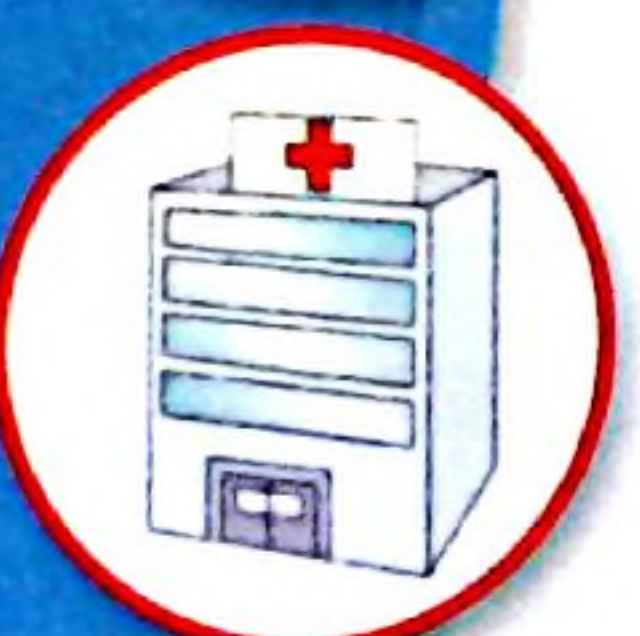


doctor

A45



Listen and draw a line.





Count. Trace or write.

40



=




41





43





45







48





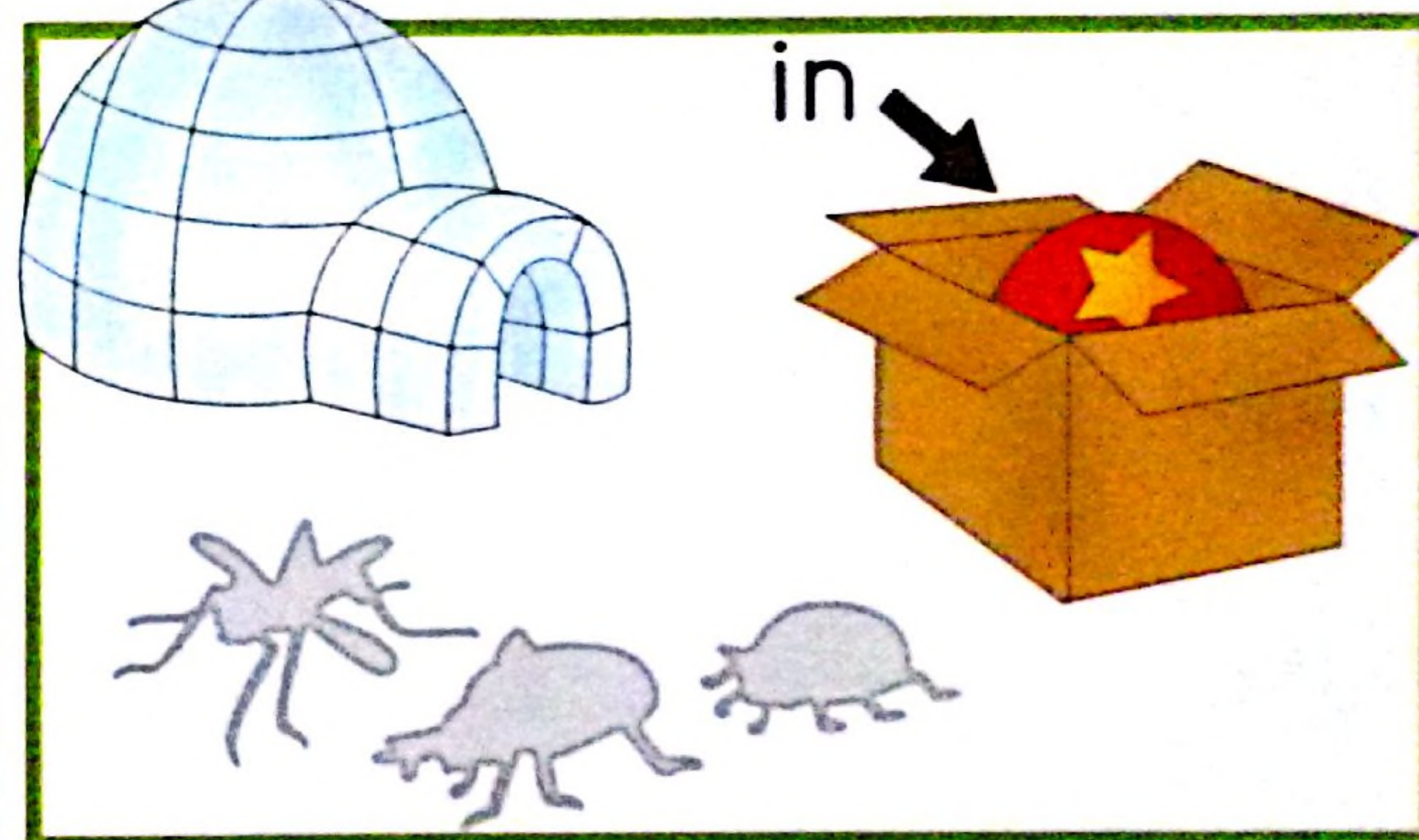



Unit 4

41

Practice: numbers



Listen and stick. Say.








Trace and draw.




C c




H h



I i






U u





Cut and paste (page 117) and/or draw. Say.






I can help you!

A51

Who Can Help?



Meow!

Please come down.

Meow!

Can you help me?

Can you help me?

Meow!






Cut and paste. Say.

Cooperate





Let's work together.



Application: Do What's Right

My Finger Puppets

Cut, tape, and paste. Decorate.





Listen, Spin and say. Stick.

Unit 4
GOOD
JOB!



Who's that?


He's the trash
collector.



5


Let's Go to the Farm

Listen and point. Say.





Listen, point, and say. Trace.



barn



rooster



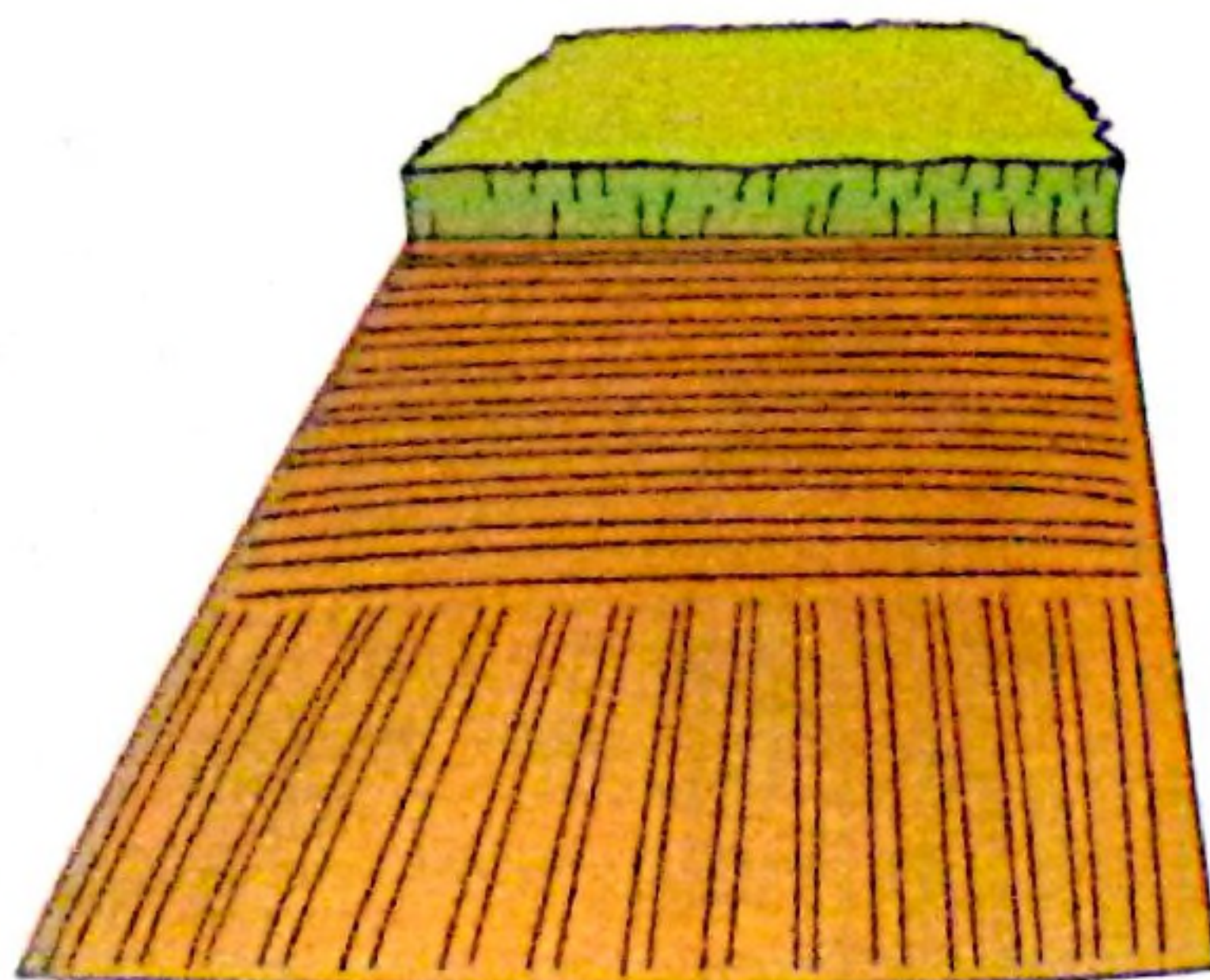
hen



cow




farmer




field



horse



sheep



A58



Listen and point. Draw a line.

1



2



3





Count and write. Trace.

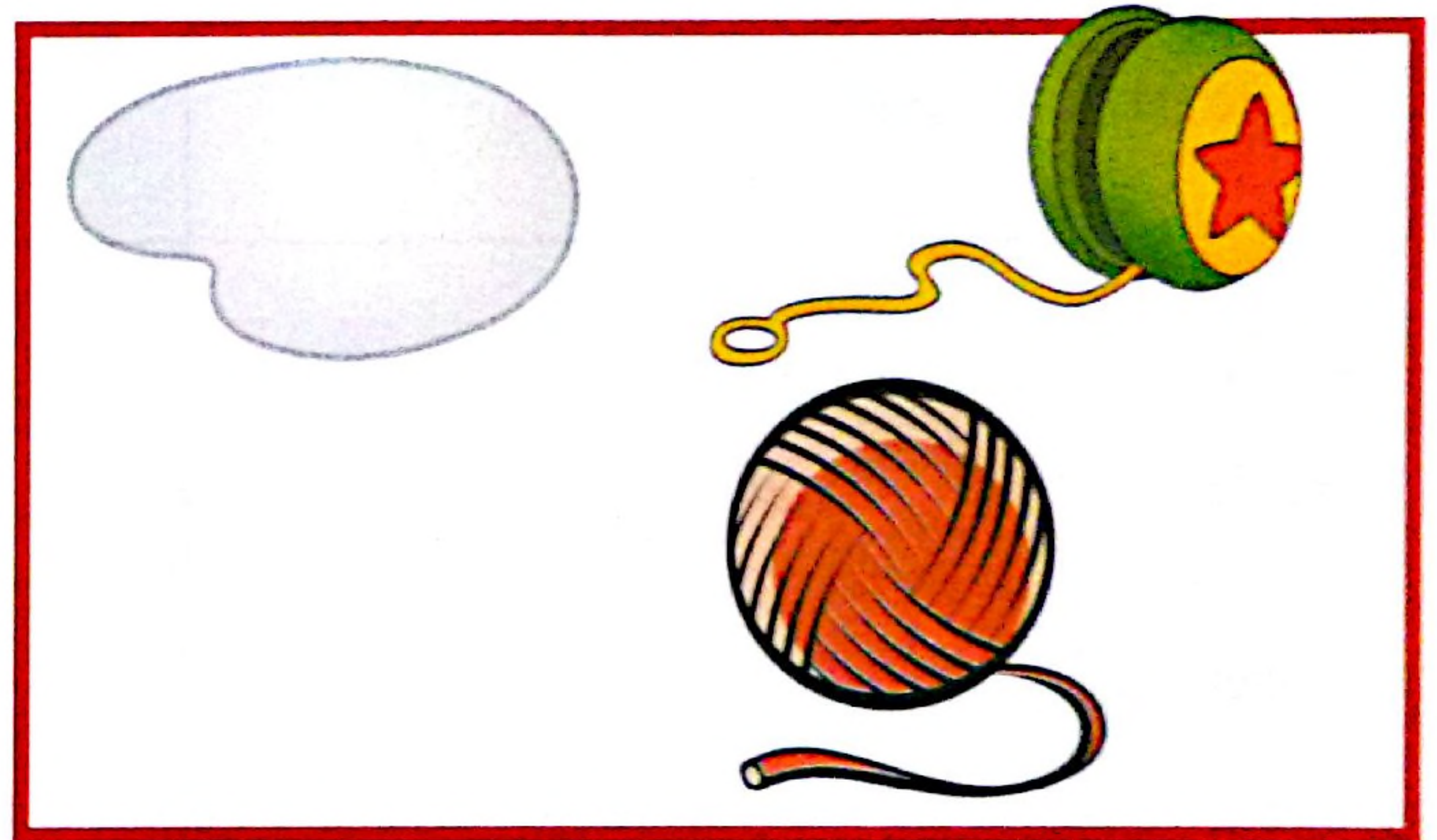

50 =



50 51 52 53 54 55 56 57 58 59



Listen and stick. Say.








Trace and draw.




B b




J j



Y y



R r





Cut and paste (page 117) and/or draw. Say.



Where is
the horse?





Good morning!

© Pearson Education, Inc. All rights reserved.



A65

The Farm

Look!
Animals!

Cock-a-doodle-doo!

Neigh!

Woof!

Meow!

Moo!

Boo!



Cut and paste. Say.

Work Hard



Unit 5

59

Application: Do What's Right

My Sheep

Trace and cut. Paste.






Listen. Point and say. Stick.



What do you see?

Unit 5
GOOD
JOB!




I see a barn.



6

What People Wear

Listen and point. Say.





Listen, point, and say. Trace.



uniform



suit



necktie



blouse



coat



necklace



vest



hat



Look and draw.



big




bigger






Count and write. Trace.


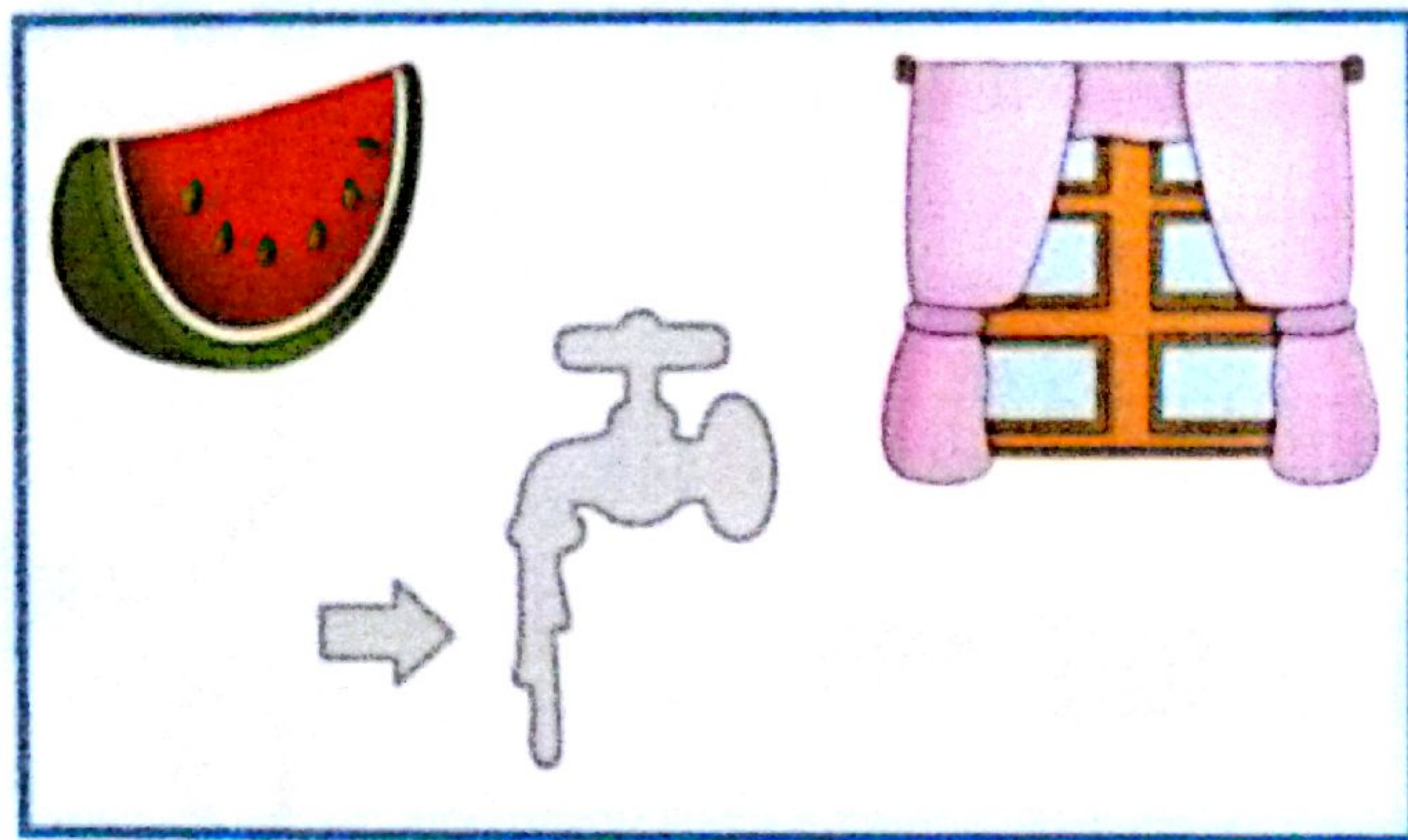
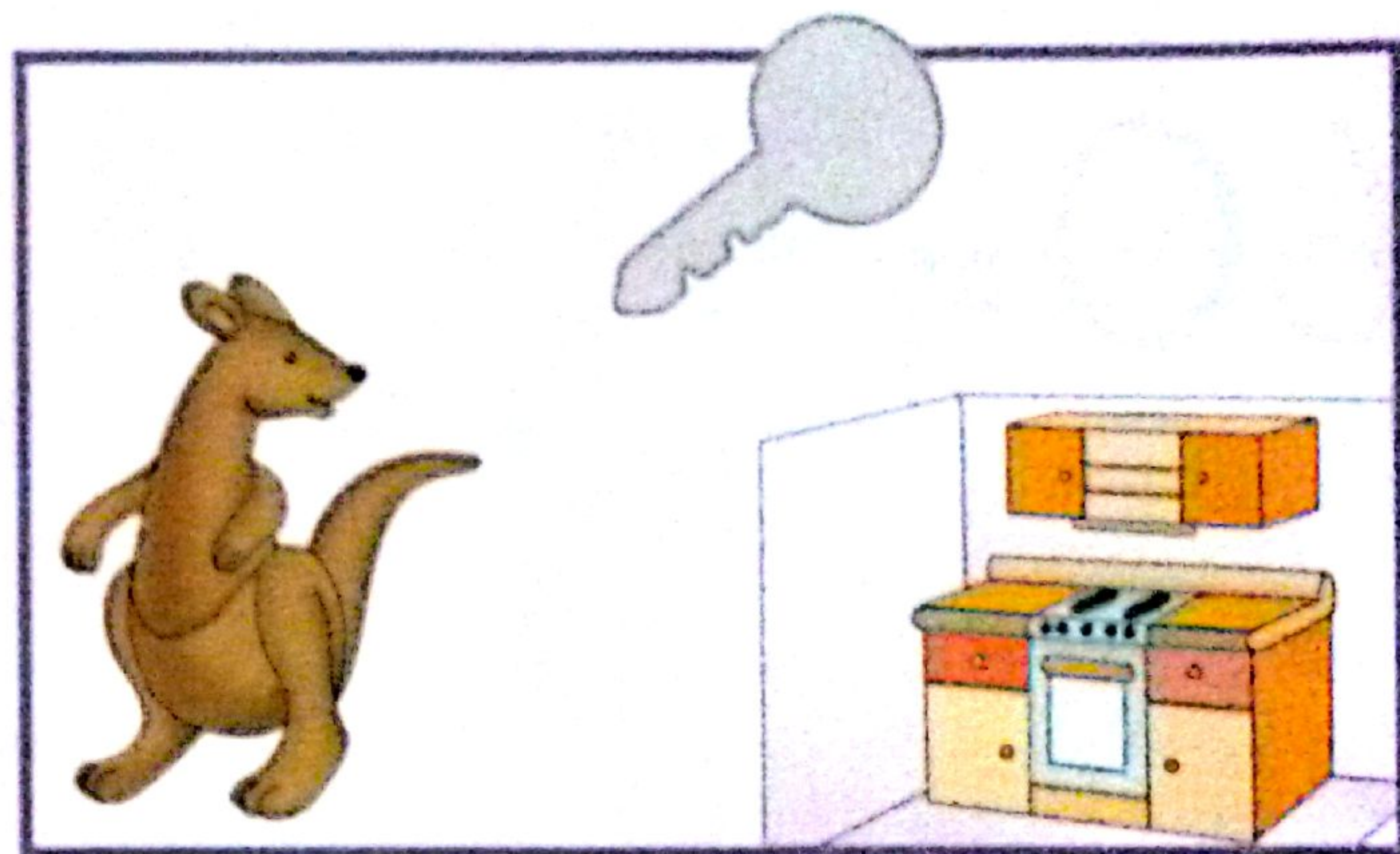

60 =



60 61 62 63 64 65 66 67 68 69



Listen and stick. Say.






Trace and draw.




K k




W w



X x



Z z





Cut and paste (page 119) and/or draw. Play with a partner.



What is he wearing?
What is she wearing?

Clothes



I have a bigger hat!



Shopping

Toys

Cakes



© Pearson Education, Inc. All rights reserved.

Clothes




I see hats.

Clothes


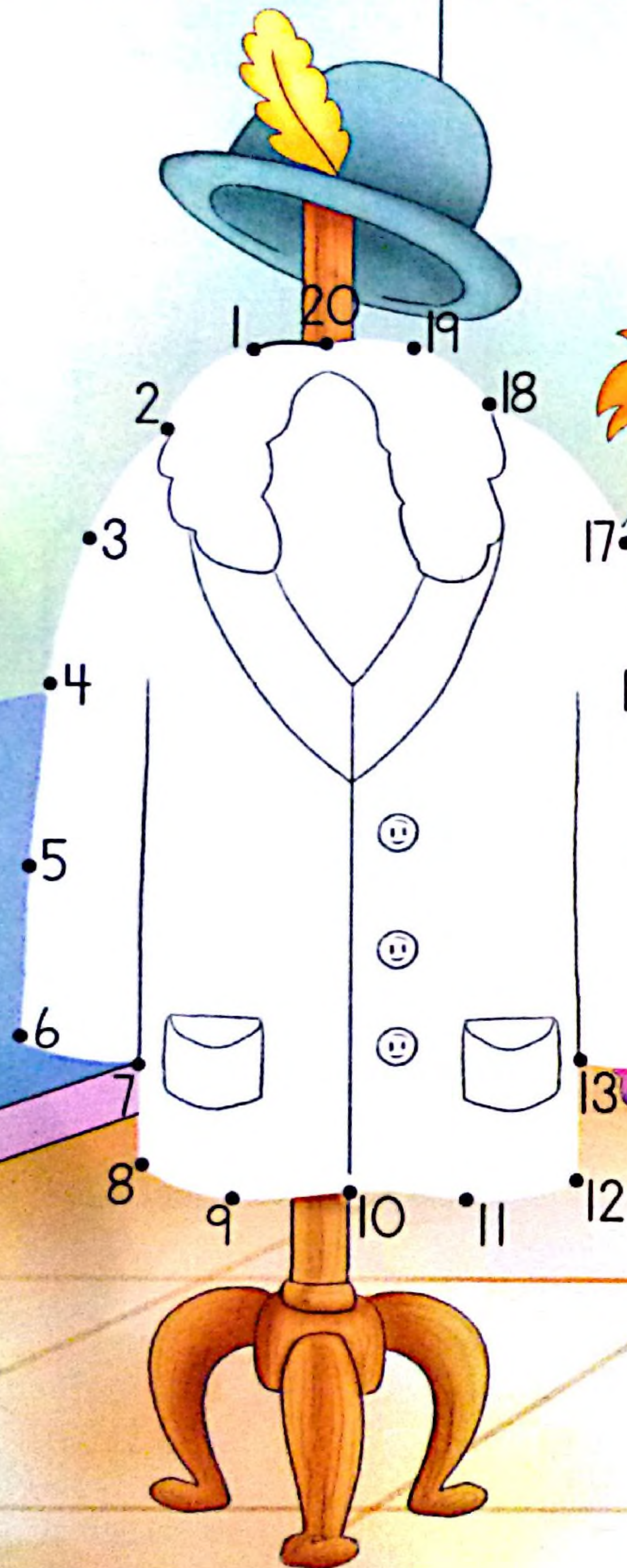


I have a big hat.



Connect the dots and color. Say.



Include Others



Application: Do What's Right

Our Clothes

Cut and decorate. Display.





Listen. Point, say, and circle. Stick.



What is she
wearing?

She's wearing a
blouse and pants.

7

At the Restaurant

Listen and point. Say.




Listen, point, and say. Trace.



waiter



waitress




menu



check



main dishes



fruit



vegetables



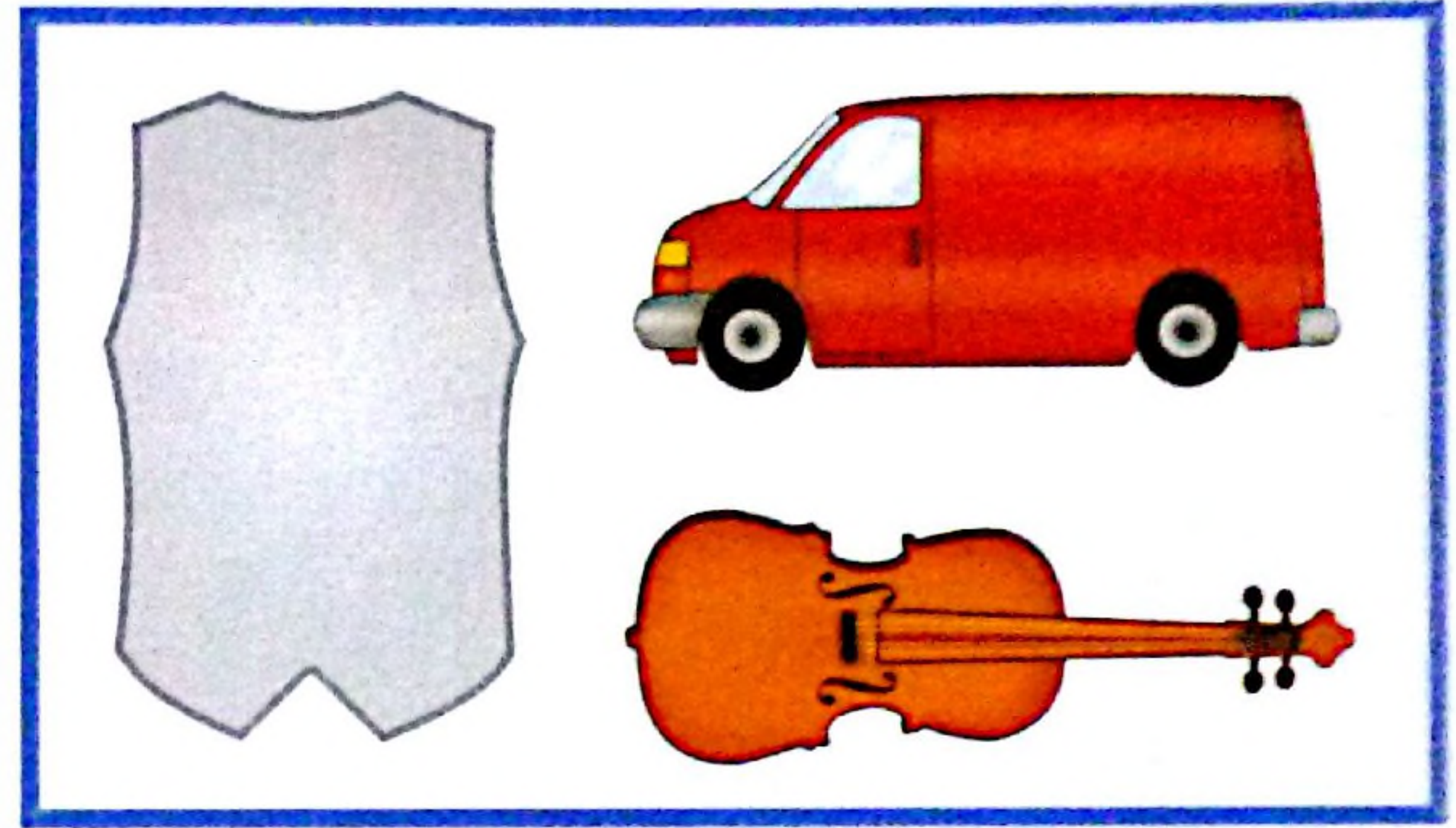

desserts




B17



Listen and stick. Say. Trace and draw.



Q q






V v







Trace. Count and match.

70 =



70 71 72 73 74 75 76 77 78 79



 Stick and say.

watermelon



soup



cake





Listen and circle. Write the letter.



___ish



___ilk



___ake



___pple



___andwich



Cut and paste (page 121) and/or draw. Say.

What do you have?



main dishes

vegetables

fruit

desserts

Restaurant



A happy !

B23

Let's Eat!

Restaurant






I want , please.



The cat wants , too.



Cut and paste. Say.



Do you want
some carrots?



Share


values





My Picture Frame


Paint and paste. Decorate.





Listen. Spin and say. Stick.

What are those?



They are desserts.




Unit 7
GOOD
JOB!

Listen and point. Say.





Listen, point, and say. Trace.



airport




beach



taxi stand




mountains




train station



amusement park



mall



bus station

B29



Listen and draw a line.



first

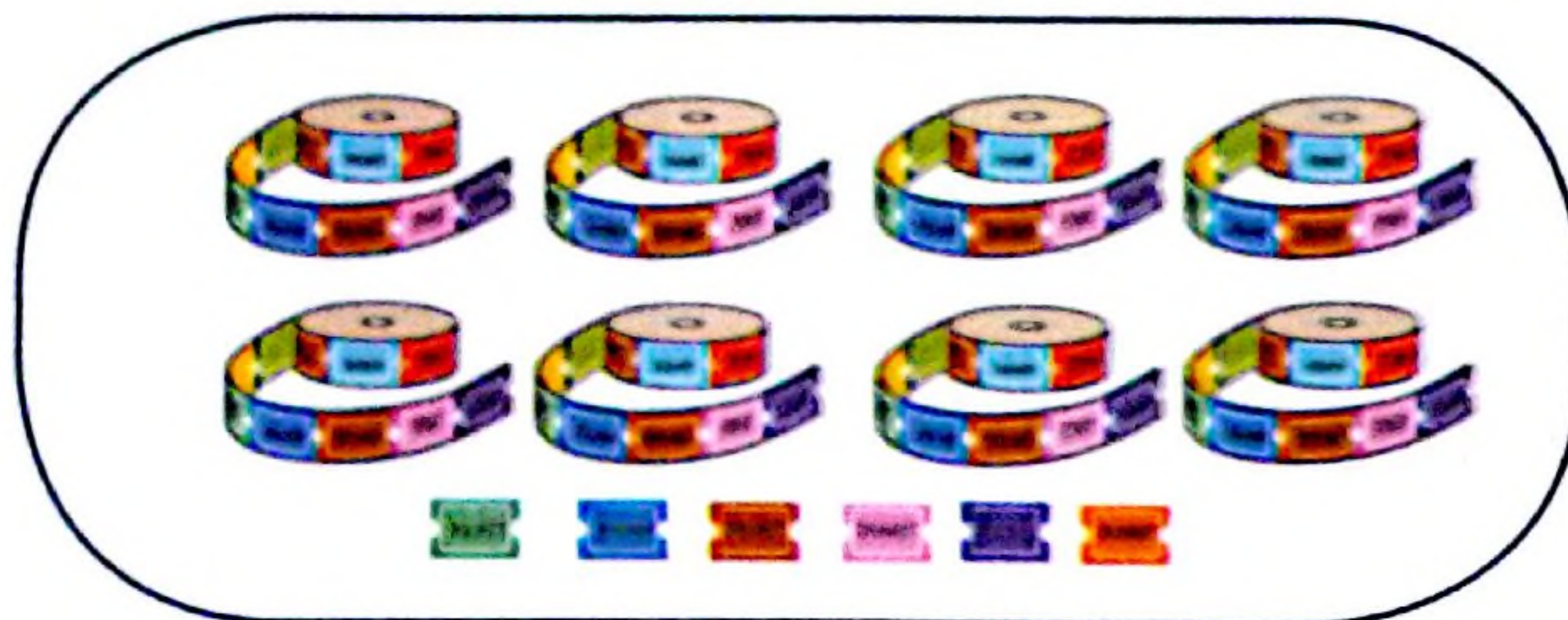
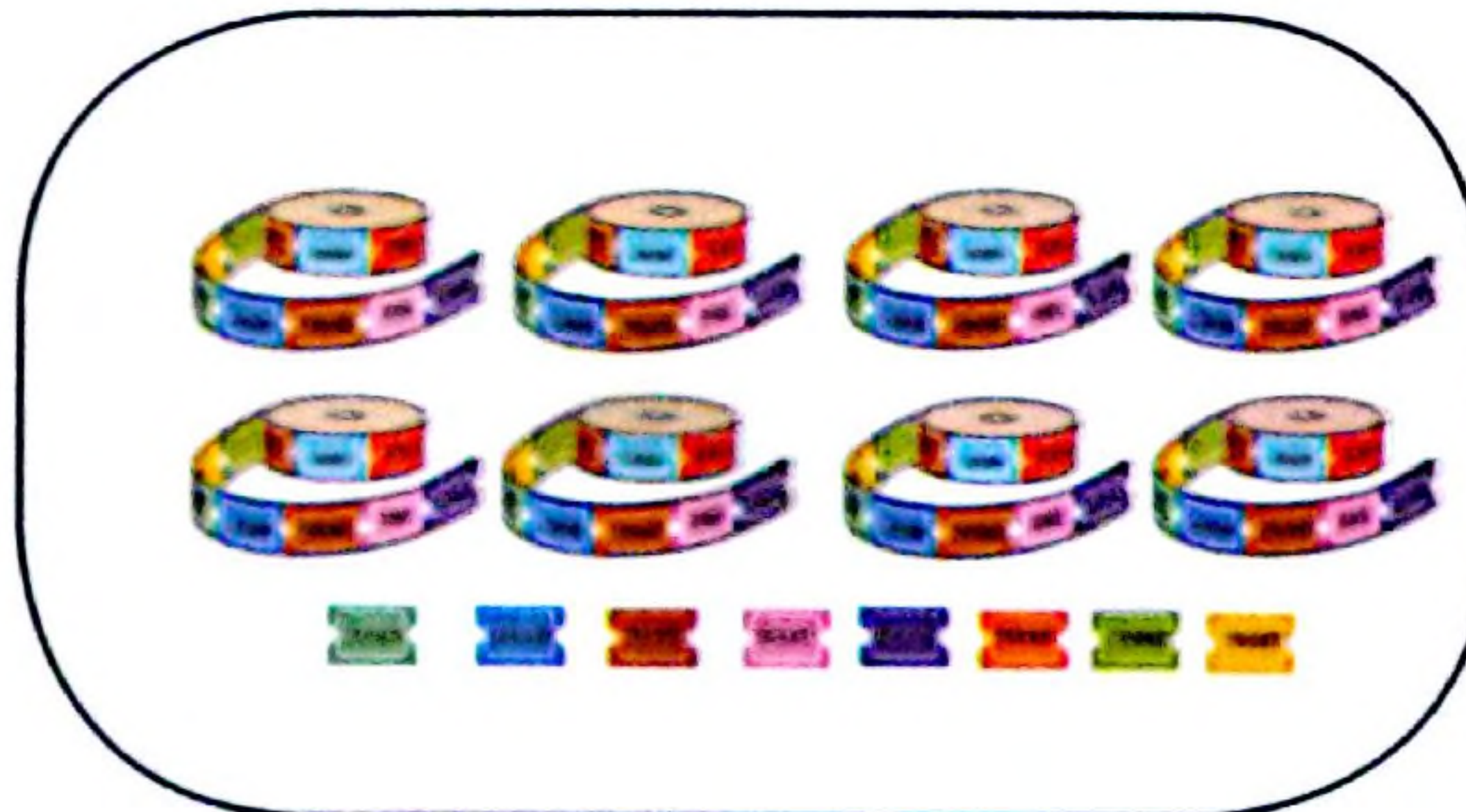

then

last



Trace. Count and match.


80 =




80 81 82 83 84 85 86 87 88 89



Trace and read.



a hotel




a bus



a taxi



a park



Stick and say.



I see a




.

I see a



.

I see a



.

I see a



.



Cut and paste (page 123) and/or draw. Say.



Where is she going?
Where is he going?





Good-bye!

© Pearson Education Inc. All rights reserved.



It is a






B34

Let's Go!



Hospital





It is a 
 It is a 



It is a 
 It is a 





Cut and paste. Say.

Be Careful





My Airplane

Cut. Paste and decorate.





Where are you going?



I'm going to the bus station.



9

Going Camping

Listen and point. Say.






Listen, point, and say. Trace.




bucket




campfire




lake




raft




flashlight



rocks




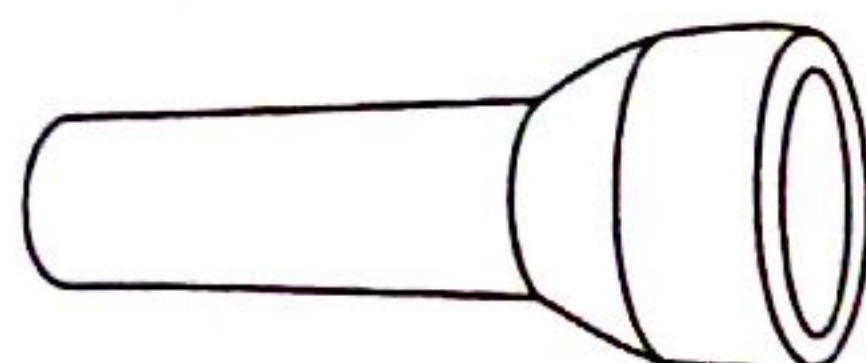

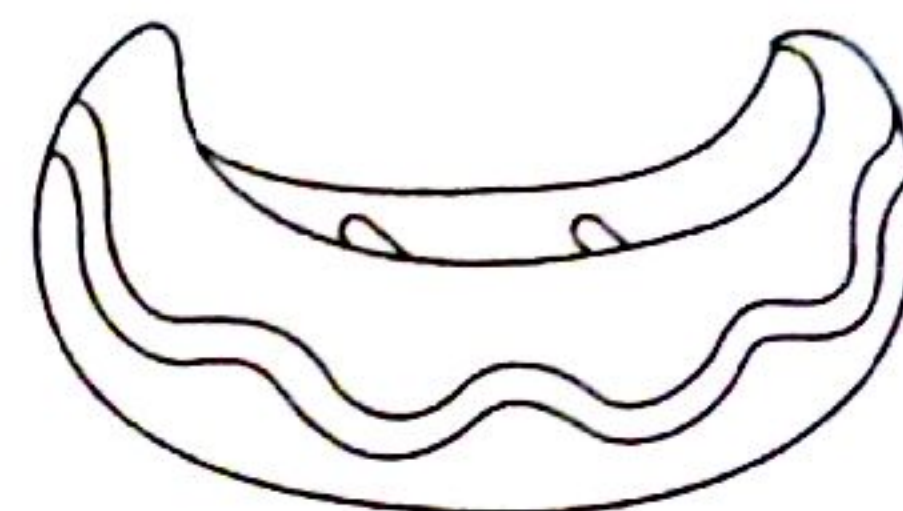
rope



tent



Look and color. Say.



The yellow rope is short.
The red rope is long.





Count and write. Trace.

90 =



100 =



90 91 92 93 94 95 96 97 98 99 100







Stick and say.



It is a



.



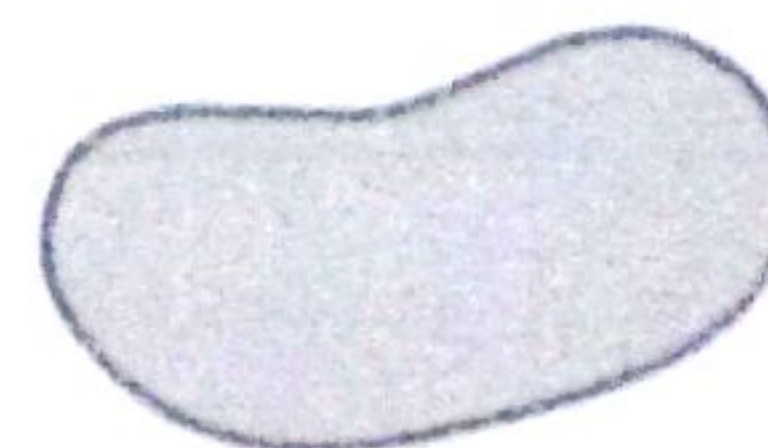
It is a



.




It is a




.



It is a



.



Trace and write. Say.



I see a  _____.



I see a raft _____.





Cut and paste (page 125) and/or draw. Say.




What are they doing?







This is fun!



B44


This Is Fun!

I see a .



I see a .
It is .



I see a .
The  is on a .

Listen to Your Parents

Values




Find and circle. Say.



Don't go into
the forest.

My Pet Rock

Paint and decorate.






Listen. Point and say. Stick.

Unit 9
**GOOD
JOB!**

What do you see?




I see a lake
and a raft.






Good-bye!

✂ Cutouts for Page 8



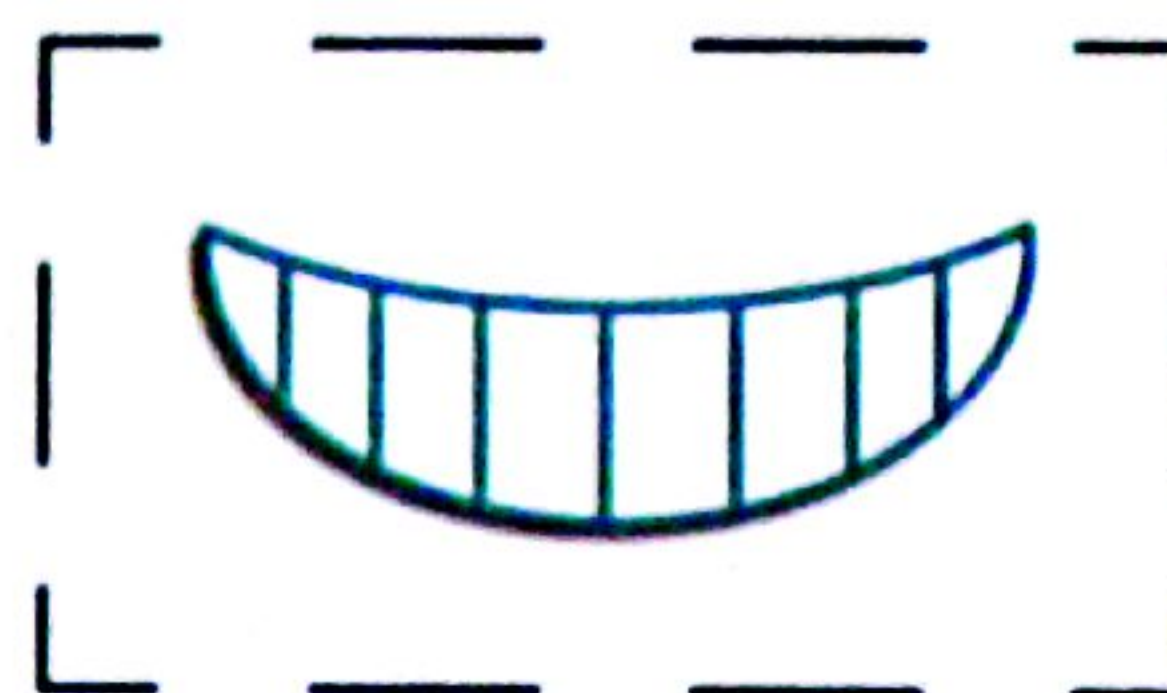





✂ Cutouts for Page 20





✂ Cutouts for Page 32





Cutouts for Pages 44 and 56

Unit 4







Unit 5










✂ Cutouts for Page 68



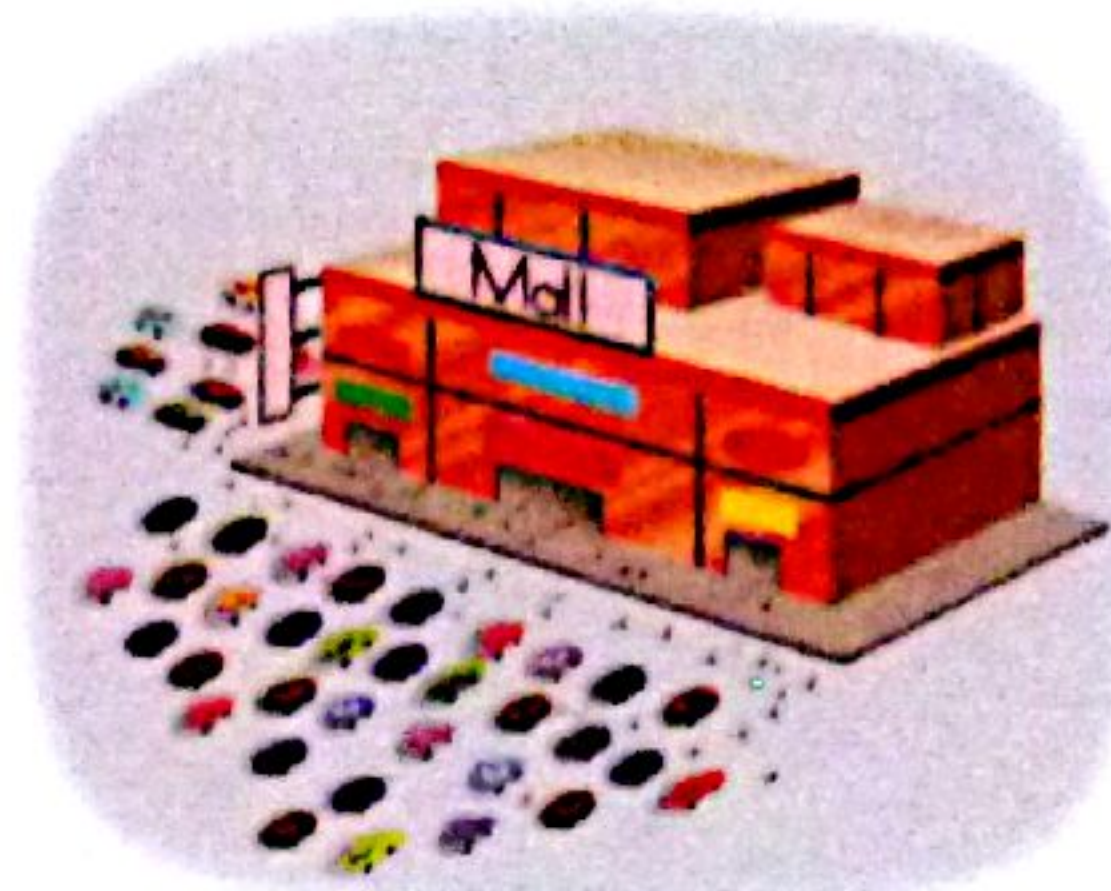




✂ Cutouts for Page 80





✂ Cutouts for Page 92





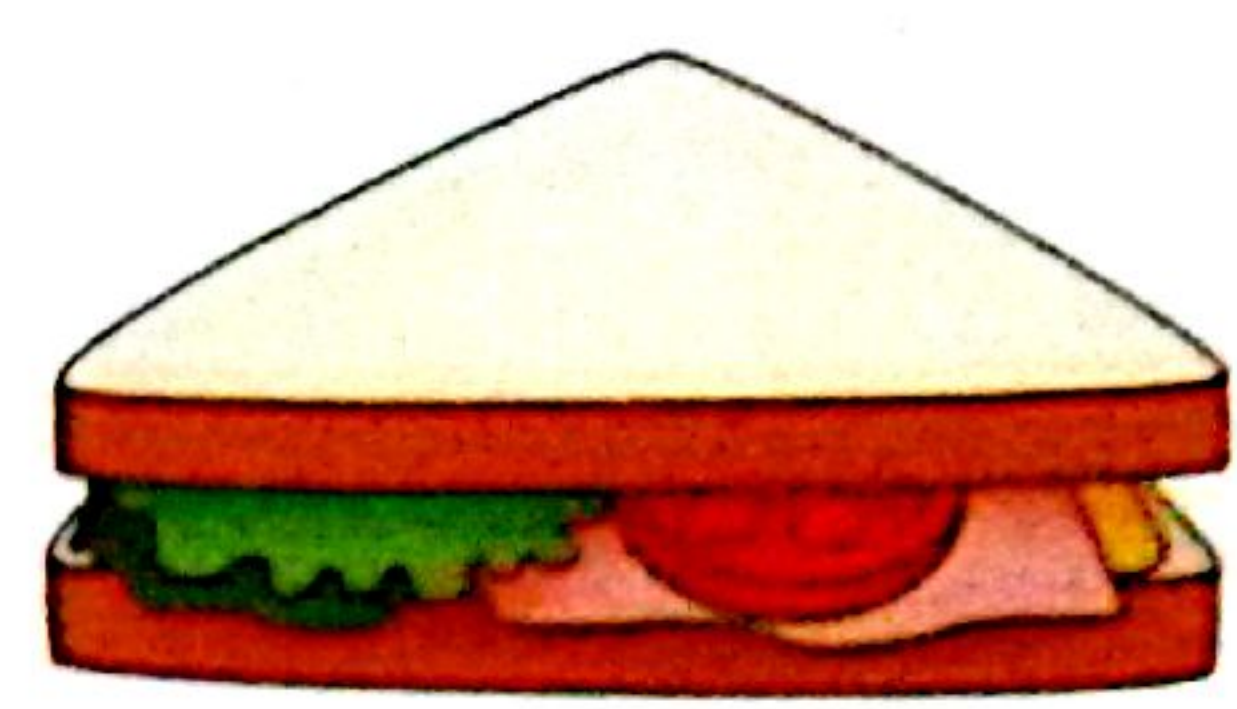



✂ Cutouts for Page 104







Pockets 3, Second Edition – Stickers


Unit 1
Page 6



Unit 2
Page 18






Unit 3
Page 30

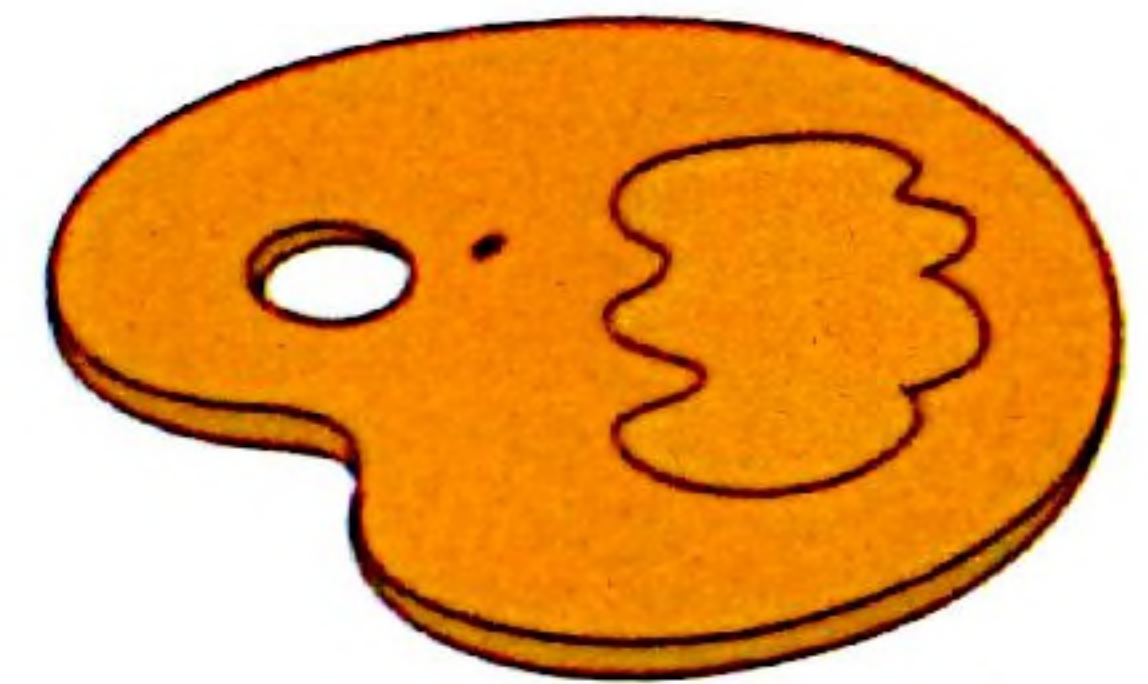




Pockets 3, Second Edition – Stickers



Unit 4
Page 42



Unit 5
Page 54




Unit 6
Page 66


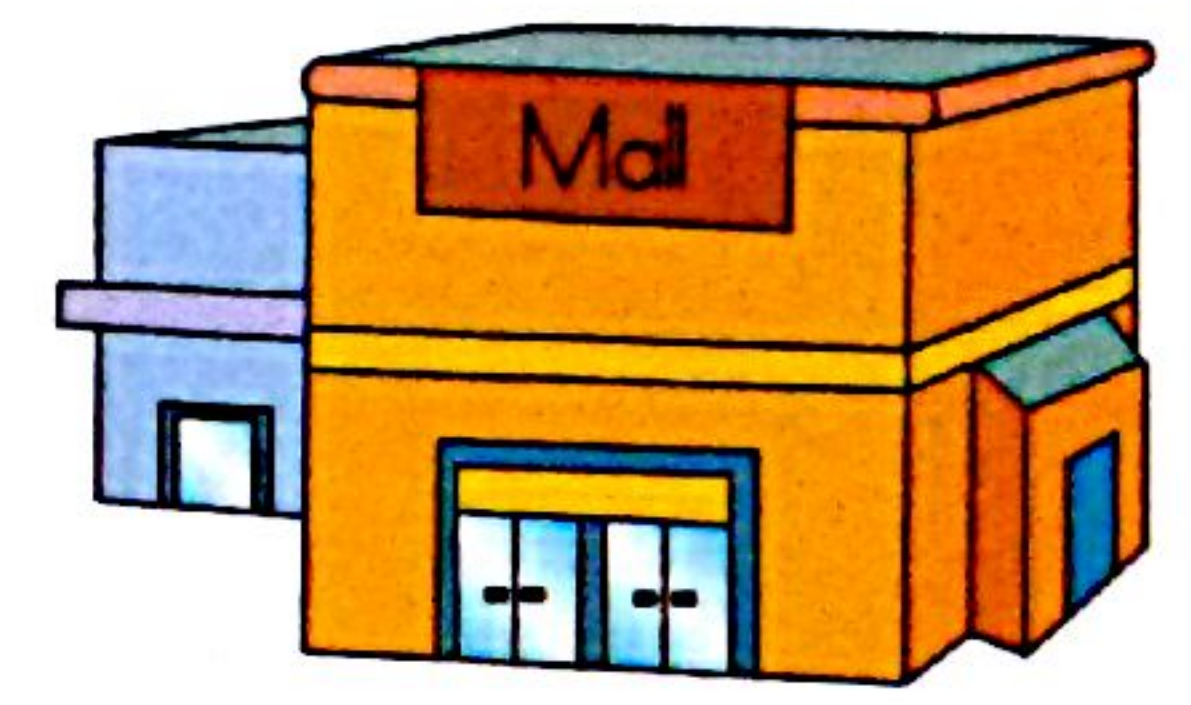




Pockets 3, Second Edition – Stickers

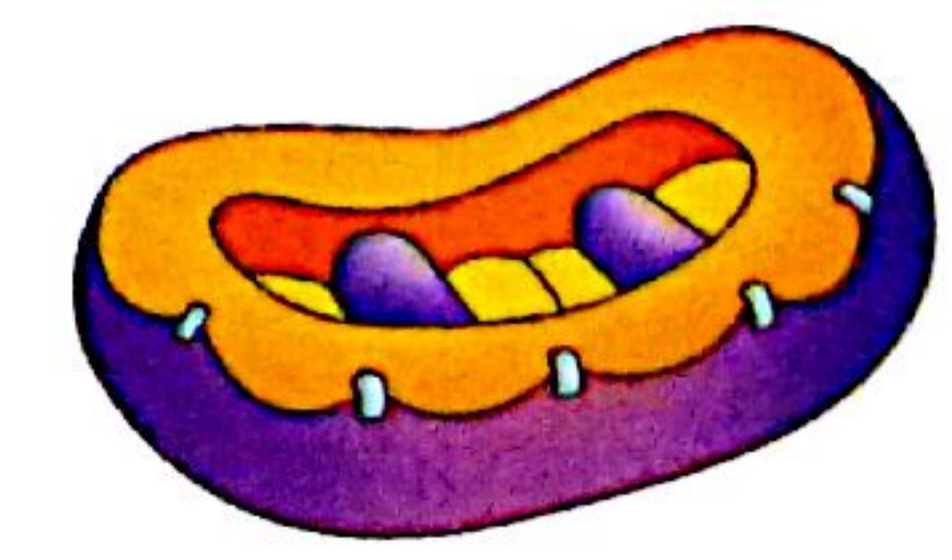

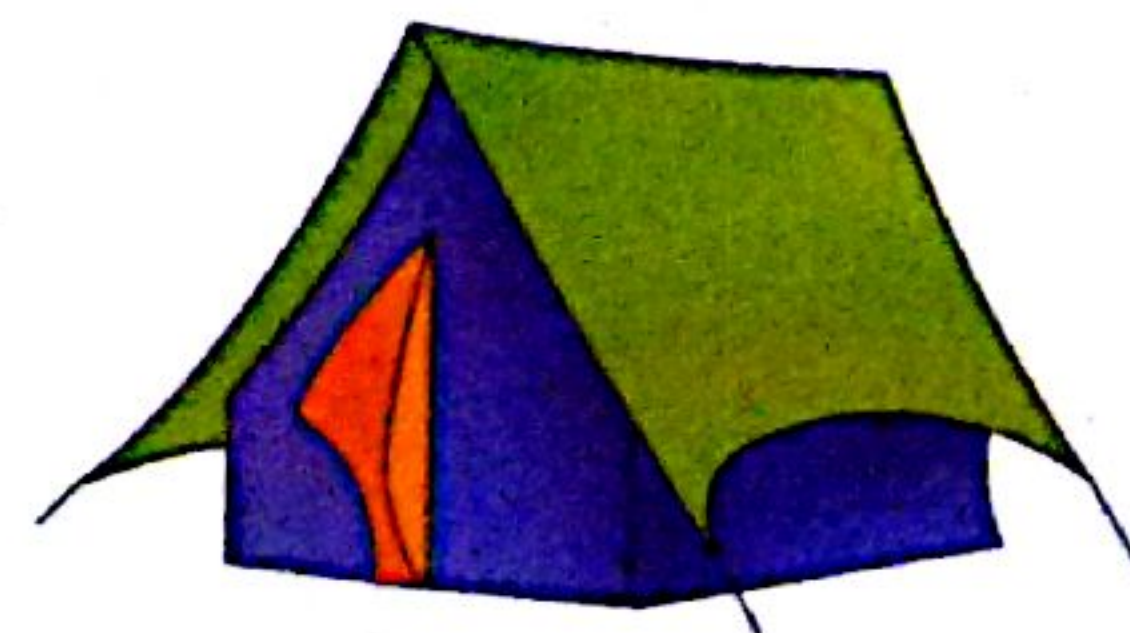
Unit 7
Pages 76
and 78



Unit 8
Page 91



Unit 9
Page 102



Pockets 3, Second Edition – “Good Job!” Stickers



Pockets 3

Second
Edition



Reach into *Pockets, Second Edition*, for a happy, productive English classroom! This popular four-level course for children aged two to five features an easy-to-use, five-step pedagogy that supports language acquisition and skills development.

New to the second edition

- fun hands-on projects
- a values curriculum
- more math content
- dialogue-enhanced assessments
- photographs for a real-life connection
- student CD-ROMs
- new songs and chants
- a Reading and Writing Workbook with Teacher's Notes
- a new level for two-year-olds



Pockets Companion Website
<http://www.pearsonlongman.com/pockets>

Components

- Student Book with CD-ROM (Levels 2 and 3)
- Workbook with Songs and Chants CD
- Reading and Writing Workbook (one for program)
- Interleaved Teacher's Edition
- Class Audio CD
- Large-format Picture Cards
- Large-format Posters
- Teacher's Bonus Pocket (one for program)
- Mascot Puppet
- Video (DVD) with Guide
- Big Book with Teacher's Notes
- Companion Website



After *Pockets*,
move on to *Backpack*!

ISBN-13: 978-0-13-603885-6
ISBN-10: 0-13-603885-9

